


PCT/CA 02/00522

10 JUNE 2002 10.06.02

REC'D 02 JUL 2002

WIPO PCT

PA 804861



**THE UNITED STATES OF AMERICA**

**TO ALL TO WHOM THESE PRESENTS SHALL COME:**

UNITED STATES DEPARTMENT OF COMMERCE

United States Patent and Trademark Office

April 24, 2002


THIS IS TO CERTIFY THAT ANNEXED HERETO IS A TRUE COPY FROM THE RECORDS OF THE UNITED STATES PATENT AND TRADEMARK OFFICE OF THOSE PAPERS OF THE BELOW IDENTIFIED PATENT APPLICATION THAT MET THE REQUIREMENTS TO BE GRANTED A FILING DATE UNDER 35 USC 111.

APPLICATION NUMBER: 60/284,178

FILING DATE: April 17, 2001

**PRIORITY  
DOCUMENT**  
SUBMITTED OR TRANSMITTED IN  
COMPLIANCE WITH RULE 17.1(a) OR (b)

By Authority of the  
COMMISSIONER OF PATENTS AND TRADEMARKS



*P. Swain*  
P. SWAIN  
Certifying Officer

04-18-01

PROVISIONAL APPLICATION FOR PATENT COVER SHEET

A/over

This is a request for filing a PROVISIONAL APPLICATION FOR PATENT under 37 CFR 1.53(b)(2)

CERTIFICATE OF MAILING BY EXPRESS MAIL UNDER 37 C.F.R. §1.10

NUMBER OF EXPRESS MAIL MAILING LABEL EL676439751US DATE OF DEPOSIT WITH POSTAL SERVICE April 17, 2001

I hereby certify that this paper or fee is being deposited with the United States Postal Service "Express Mail Post Office to Addressee" service under 37 C.F.R. §1.10 on the date indicated above, and is addressed to the Commissioner of Patents and Trademarks, Washington, D.C. 20231.

04/17/01

U.S. P.T.S. 601884176 04/17/01

Jane C. Bogan  
Name of Person Mailing Paper or Fee

*Jane C. Bogan*  
Signature of Person Mailing Paper or Fee

Docket No. Swabey P13-US7 Type a plus sign (+) inside this box +

INVENTOR(S)/APPLICANT(S)			
LAST NAME	FIRST NAME	MIDDLE INITIAL	RESIDENCE (CITY AND EITHER STATE OR FOREIGN COUNTRY)
CASPER MITWALLY	Robert Mohamed	F. Farouk Mohamed	Toronto, Ontario Canada North York, Ontario Canada
TITLE OF THE INVENTION (200 characters max)			
AROMATASE INHIBITION TO ENHANCE ASSISTED REPRODUCTION			
CORRESPONDENCE ADDRESS			
CUSTOMER NUMBER 000110 Telephone (215) 563-4100 Facsimile (215) 563-4044 Direct Inquiries to: Kathleen D. Rigaut, Ph.D., J.D.			
STATE PA	ZIP CODE 19103	COUNTRY US	
ENCLOSED APPLICATION PARTS (check all that apply)			
<input checked="" type="checkbox"/> Specification	Number of Pages <u>35</u>		
<input checked="" type="checkbox"/> Claims	Number of Claims <u>28</u>		
<input type="checkbox"/> Drawings(s)	Number of Sheets		<input checked="" type="checkbox"/> Other (specify) <u>1 Sheet of Abstract</u>
METHOD OF PAYMENT OF FILING FEES FOR THIS PROVISIONAL APPLICATION FOR PATENT (check one)			
<input checked="" type="checkbox"/> A check or money order is enclosed to cover the filing fees.		PROVISIONAL FILING FEE	
<input type="checkbox"/> In the event a fee is required and not enclosed, or the check is improper, or the fee calculation is in error, the Commissioner is hereby authorized to charge any payment to the account of the undersigned attorneys, Deposit Account No. 04-1406. A duplicate copy of this sheet is enclosed.		AMOUNT(S) <b>\$ 75.00</b>	
Applicant claims Small Entity Status			

The Invention was made by an agency of the United States Government or under a contract with an agency of the United States Government.  
 No  
 Yes, the name of the U.S. Government agency contract number is: \_\_\_\_\_

Respectfully submitted  
DANN, DORFMAN, HERRELL AND SKILLMAN  
A Professional Corporation  
By *Kathleen D. Rigaut*  
Kathleen D. Rigaut, Ph.D., J.D.  
PTO Reg. No. 43,047

Additional inventors are being named on separately numbered sheets attached hereto

TO THE PATENT OFFICE

**TITLE**

Aromatase Inhibition to Enhance Assisted Reproduction

**FIELD OF THE INVENTION**

This invention relates to a method for improving implantation and pregnancy rates for females undergoing assisted reproduction treatment which involves administration of an aromatase inhibitor (AI). Also disclosed are preparations and related uses. There is also described a method for increasing production of follicles in a female for the purpose of harvesting immature eggs for oocyte maturation *in vitro* which also involves the administration of AI.

**BACKGROUND OF THE INVENTION**

In most assisted reproduction programs, gonadotropins are used alone or in combination to stimulate the growth and maturation of multiple oocytes. This is essential because of the need to recruit a greater number of follicles, which improves the chance of fertilization and an increased number of embryos for transfer to give acceptable success rates. Recent advances in the understanding of ovarian stimulation, the techniques of oocyte retrieval, the handling of gametes, the methods of assisted fertilization and improved conditions of culture media have steadily increased the fertilization rate. Oocyte fertilization rates of 60–70% can now be expected when conventional insemination or intracytoplasmic sperm injection (ICSI) are carried out. However, there has not been a corresponding increase in implantation rates, which have remained steady at 10–15% per embryo<sup>1</sup>.

It is believed that the high, supraphysiologic levels of estrogen, attained during ovarian stimulation, may result in an adverse effect of ovarian stimulation on the outcome of infertility treatment. Significant decreases in pregnancy and implantation rates have been observed when estradiol concentrations were > 10,000 pmol/L compared with patients having lower estradiol concentrations<sup>2</sup>. High serum estradiol concentrations on the day of HCG injection in IVF patients, regardless of the number of oocytes retrieved, were found to be detrimental to uterine receptivity<sup>3</sup>. Recently, it has been shown that a significant reduction in implantation and pregnancy rates occurred in almost all women with a serum estradiol concentration greater than 20,000 pmol/L<sup>4</sup>.

Different mechanisms have been postulated to explain the adverse effect of the supraphysiologic levels of estrogen including deleterious effects on the endometrium and the embryo, although the exact mechanisms have not yet been determined.

**Effect of supraphysiologic levels of estrogen on the endometrium:**

There is controversy regarding the effect of ovarian hyperstimulation on endometrial development. Most investigators have reported adverse effects of high estrogen levels on endometrial development but there was no consensus on the actual mechanism of this effect. Endometrial biopsies for dating have shown both endometrial advancement and

endometrial retardation in relation to high serum estradiol concentrations. However, all studies confirm direct effects on endometrial development that may jeopardize the chance of implantation due to the lack of synchronization between the endometrium and early embryo development. Such synchronization is crucial for successful implantation (window of implantation).

Various studies have shown a high incidence of endometrial glandular advancement<sup>5</sup> and retardation<sup>6</sup> using morphological and immunohistochemical criteria<sup>7</sup>. One study of natural versus ovarian stimulation cycles, demonstrated an advanced development of the ultrastructure of endometrial surface epithelium in the stimulation cycles<sup>8</sup>. However, another investigation demonstrated that ovulation induction was not associated with abnormal endometrial development<sup>8</sup>.

Most recently, the effect of excessively high estradiol concentrations (> 20,000 pmol/L) were found to be associated with a deficient secretory transformation of the endometrium and a suboptimal endometrial environment for implantation. This finding supports clinical observations of significantly lower pregnancy rates in IVF cycles in women with estradiol concentrations  $\geq 20,000$  pmol/l. In these patients, there was a marked stromal oedema associated with a significantly greater number of vessels, and advanced stromal maturation, possibly representing a direct effect of high estradiol levels on the endometrium<sup>10</sup>. In another study, an asynchronous development of endometrial glands and stroma was found in women undergoing IVF<sup>11</sup>.

It appears that excessive estradiol production during controlled ovarian stimulation leads to insufficient secretory transformation of the endometrium and a discordant glandular and stromal development at a time that coincides with the period of maximum uterine receptivity. This may explain the findings of decreased implantation and pregnancy rates in IVF when serum estradiol concentrations are exceptionally high.

**Measures to improve pregnancy outcome by reducing E2 levels:**

Different approaches have been suggested to improve the treatment outcome during assisted reproduction by reducing the intensity of ovarian stimulation to reduce the high estrogen levels. These approaches included minimal stimulation IVF cycles and natural cycle IVF which have been reported to be an effective methods of treatment for ovulatory women undergoing assisted conception<sup>12</sup>. Other measures to lower estrogen levels include decreasing the FSH dose (step down protocol). With the use of a step-down FSH regimen in high responders, uterine receptivity may be improved secondary to lowering E2 levels during the preimplantation period<sup>13</sup>. Coasting or withholding FSH injections for a period of time prior to administration of hCG has been suggested in patients at substantial risk for the development of severe ovarian hyperstimulation syndrome (OHSS) and is associated with lowered estradiol levels<sup>14</sup>. However, all these measures are associated

with the major drawback of decreasing the number of oocytes retrieved and embryos produced.

#### **Aromatase inhibition**

As discussed above, the undesirable effects of ovarian stimulation on the outcome of infertile treatment are believed to be due to the supraphysiologic levels of estrogen. Lowering estrogen levels may be associated with improved outcome by improving the implantation and pregnancy rates in addition to lowering risk of severe ovarian hyperstimulation syndrome. Reducing estrogen synthesis by aromatase inhibition during assisted reproductive technologies could be a way to ameliorate the deleterious effects of the supraphysiologic levels of estrogen during ovarian stimulation.

Until recently there was no effective aromatase inhibitor that could be used clinically to reduce estrogen levels during ovarian stimulation. This is because the available aromatase inhibitors (e.g. aminoglutethimide) lacked specificity to inhibit the aromatase enzyme without inhibiting other steroidogenesis enzymes. The other aromatase inhibitors (steroidal androstenedione analogues) were irreversible in their effect on the aromatase enzyme and needed to be parentally administered. Most important, these old aromatase inhibitors were not potent enough to inhibit the aromatase and lower estrogen levels in women of the reproductive age group. A new group of non-steroidal aromatase inhibitors (letrozole, anastrozole and vorazole) is very potent and specific, reversibly inhibiting aromatase when orally administered with very high safety profile. Moreover, they have a relatively short half-life.

It is useful to review the differences between in vitro fertilization and in vitro maturation for purposes of understanding the present invention. In vitro fertilization (IVF) in conventional use involves daily injections of fertility drugs, usually gonadotropins. Oocytes grow inside follicles and mature in the body. The mature oocytes are retrieved and fertilized by adding sperm in vitro in the laboratory.

In vitro maturation (IVM) does not involve the use of fertility drugs. In the procedure, which is well documented in the literature, immature oocytes are retrieved from the female ovary and matured in vitro in the laboratory. Mature oocytes are then fertilized in the laboratory by intra-cytoplasmic sperm injection (ICSI). This procedure was developed for infertile women with polycystic ovary syndrome (PCOS). The advantages over in vitro fertilization (IVF) are reduced exposure to fertility drugs, reduced requirements for patient monitoring and because of the reduced exposure to fertility drugs, drug side effects are substantially eliminated, especially those associated with ovarian hyperstimulation syndrome (OHSS).

The procedure for IVM comprises the following steps:

- Menstrual bleeding is induced by progestin.
- Ultrasound (U/S) scan is performed on day 6-9 of the cycle.

- Blood is drawn for maternal serum at time of U/S.
- PCOS pattern of follicles without a dominant follicle (1,5 cm or greater) is seen at this time.
- 5 • Human chorionic gonadotropin (hCG) 10,000 IU is given to the patient using vaginal ultrasound-guided needle aspiration and local anesthesia.
- Egg retrieval 36 hours later and egg collection takes 15 to 30 minutes.
- The harvested immature oocytes are cultured in maturation medium for 24 hours.
- A fresh sperm sample from the female's partner is prepared for insemination.
- The mature oocytes are then fertilized by ICSI.
- 10 • Fertilization is checked at 16 hours after ICSI.
- The fertilized oocytes are cultured for another 2 days.
- Natural progesterone (Prometrium) is started vaginally (200 mg twice daily) on the day of oocyte insemination.
- Two or three embryos (or one to two blastocysts) are transferred into the uterus.
- 15 • Embryo transfer takes a few minutes and is painless.

**SUMMARY OF THE INVENTION**

Although these aromatase inhibitors have not been used in women of the reproductive age group, we have discovered the effectiveness of one of these drugs (letrozole) to effectively decrease estrogen levels in women of the reproductive age group. Moreover, we found that estrogen levels following induction or augmentation of ovulation with letrozole were significantly lower (especially serum E2 concentration/mature follicle) when compared with conventional stimulation protocols.

A reduction in E2 levels is beneficial in improving pregnancy outcome of assisted reproduction treatment. The use of aromatase inhibition reduces the supraphysiologic levels of estrogen during assisted reproductive technology cycles to improve the implantation and pregnancy rates in such cycles.

Thus, the present invention provides a method for improving the implantation and pregnancy rates for females undergoing assisted reproduction treatment, which comprises administering to such females one or more daily doses of an aromatase inhibitor (AI) during assisted reproduction cycles or ovarian stimulation cycles, wherein the doses of AI are selected from amounts effective to reduce serum estradiol levels.

The invention also provides a method of increasing the production of follicles below the size of dominant follicles for the purpose of harvesting immature eggs for oocyte maturation *in vitro* by administration of one or more daily doses of at least one aromatase inhibitor to a female early in one or more menstrual cycles. Dominant follicles are generally more than 1.0 cm in diameter. Preferably this treatment eliminates the need for FSH treatment altogether and prevents the occurrence of ovarian hyperstimulation

(OHSS). The AI is preferably administered as early as possible in the menstrual cycle so as to avoid having a negative impact on the developing embryo.

All patients undergoing ovarian stimulation with FSH suffer from high estrogen levels associated with higher follicle levels.

- 5 Preferably, from 1 to 10 daily doses of the aromatase inhibitor are administered. Most preferably, a total of 5 or fewer daily doses of the aromatase inhibitor are administered or a single dose of the AI is administered.

10 In another aspect the invention provides a method for improving the implantation and pregnancy rates for females undergoing assisted reproduction treatment which comprises administering a combination of one or more daily doses of at least one aromatase inhibitor (AI) with a plurality of daily doses of follicle stimulating hormone (FSH).

In some commercial forms of FSH, lutenizing hormone (LH) may also be present, and hence, the invention also encompasses daily doses of FSH and LH in place of daily doses of FSH alone.

- 15 Another aspect of the invention provides a pharmaceutical preparation for improving the implantation and pregnancy rates for females undergoing assisted reproduction treatment comprising one or more daily doses of a composition comprising an effective amount for improving the implantation and pregnancy rates for females of an aromatase inhibitor together with a pharmaceutically acceptable carrier.

20 The invention also provides a two component pharmaceutical preparation for improving the implantation and pregnancy rates for females comprising one or more daily doses of an aromatase inhibitor together with a pharmaceutically acceptable carrier in combination with a plurality of daily doses of follicle stimulating hormone together with a pharmaceutically acceptable carrier.

25 Another aspect of the invention comprises a pharmaceutical preparation for increasing the production of follicles below the size of dominant follicles for the purpose of harvesting immature eggs for oocyte maturation *in vitro* which comprises one or more daily doses of at least one aromatase inhibitor together with a pharmaceutically acceptable carrier.

30 The invention also provides the use of one or more daily doses of an aromatase inhibitor either alone or in combination with a plurality of daily doses of follicle stimulating hormone for improving implantation and pregnancy rates for females.

35 The invention also provides for the use of one or more daily doses of at least one aromatase inhibitor in amounts effective to reduce serum estradiol levels for increasing the production of follicles below the size of dominant follicles for the purpose of harvesting immature eggs for oocyte maturation *in vitro*.

Another part of the invention comprises the use of one or more daily doses of an aromatase inhibitor in the preparation of a medicament for improving the implantation and pregnancy rates for females.

While one aromatase inhibitor is preferred for use in the present invention,  
 5 combinations of aromatase inhibitors may be used especially those of aromatase inhibitors having different half-lives. The aromatase inhibitor is preferably selected from aromatase inhibitors having a half-life of about 8 hours to about 4 days, more preferably from aromatase inhibitors having a half-life of about 2 days. Most beneficial are those aromatase inhibitors selected from non-steroidal and reversible aromatase inhibitors.  
 10 More detail on the types of aromatase inhibitors that may be used in the methods, uses and preparations of the present invention appears subsequently herein.

The aromatase inhibitors that have been found to be most useful of the commercially available forms are those in oral form. This form offers clear advantages over other forms, including convenience and patient compliance. Preferred aromatase inhibitors of  
 15 those that are commercially available include anastrozole, letrozole, vorozole and exemestane. Exemestane (Aromasin™) is an example of a steroidal aromatase inhibitor that may be used in the present invention.

The daily doses required for the present invention depend entirely on the type of aromatase inhibitor that is used. Some inhibitors are more active than others and hence  
 20 lower amounts of the former inhibitors could be used.

Typically, the amount of aromatase inhibitor for the improved implantation and pregnancy rates may be selected from amounts that lower estrogen levels to about normal physiological levels in a female such that serum estradiol concentration is less than 10,000 pmol/L, preferably from about 300 to about 5000 pmol/L. In the  
 25 case of increasing the production of follicles below the size of dominant follicles, the AI may be administered in amounts that lower estrogen levels to post menopausal levels in a female. For example the amount of aromatase inhibitor may be selected from amounts that lower the level of estrogen to about 100 pmol/L or less as measured by standard immunoassay techniques. These techniques are well known to those skilled in the art.

Examples of preferred suitable dosages are as follows. When the aromatase inhibitor  
 30 is letrozole, it is preferably administered in a daily dose of from about 2.5 mg to about 10.0 mg. When the aromatase inhibitor is anastrozole, preferably, it is administered in a daily dose of from about 1 mg to about 4 mg. When the aromatase inhibitor is vorozole, the preferred daily dose is from about 2 to about 8 mg. Exemestane is preferably  
 35 administered in a daily dose of about 25 to 50 mg. Preferred are 1 to 10 daily doses of the aromatase inhibitor with administration starting on any of days 1 to 5 of the menstrual cycle. Most preferably the daily doses of the aromatase inhibitor comprise five daily doses.



In another preferred form of the invention a single dose of AI is administered in place of the multiple daily doses described above. The aromatase inhibitor is preferably administered in a single dose selected from amounts in the range of from about 5 mg to about 500 mg and when the FSH is used, daily doses of follicle stimulating hormone range from about 25 to about 600 units or an equivalent dosage in another form of administration.

The FSH used may be any of the commercially available products, the majority of which are produced by recombinant means. FSH may also be used in a form, which includes LH (Luteinizing Hormone).

The dosages for FSH may range from about 25 to about 600 units daily or its equivalent in other delivery forms with the period of administration being from about 1 to about 15 days. The FSH may be administered simultaneously, consecutively, with or without a gap or with some dosage overlap.

Other types of ovulatory infertility which may be treated in accordance with the present invention may include endometriosis, cervical mucus abnormalities, older patients, increased baseline FSH concentration, elevated FSH concentration, and low male sperm count requiring IUI (Intrauterine Insemination) or TDI (therapeutic donor insemination) in which augmenting ovulation in the female partner is indicated.

While female here is preferably a human being, the treatments may be applied to other species as appropriate.

**Aromatase Inhibitor**

By "aromatase inhibitors" there are to be understood substances that inhibit the enzyme aromatase (=oestrogen synthetase), which is responsible for converting androgens to oestrogens.

Aromatase inhibitors may have a non-steroidal or a steroidal chemical structure. According to the present invention, both non-steroidal aromatase inhibitors and steroidal aromatase inhibitors can be used.

By aromatase inhibitors there are to be understood especially those substances that in a determination of the in vitro inhibition of aromatase activity exhibit  $IC_{50}$  values of  $10^{-5}$  M or lower, especially  $10^{-6}$  M or lower, preferably  $10^{-7}$  M or lower and most especially  $10^{-8}$  M or lower.

The in vitro inhibition of aromatase activity can be demonstrated, for example, using the methods described in J. Biol. Chem. 249, 5364 (1974) or in J. Enzyme Inhib. 4, 169 (1990). In addition,  $IC_{50}$  values for aromatase inhibition can be obtained, for example, in vitro by a direct product isolation method relating to inhibition of the conversion of  $4-^{14}C$ -androstenedione to  $4-^{14}C$ -oestrone in human placental microsomes.

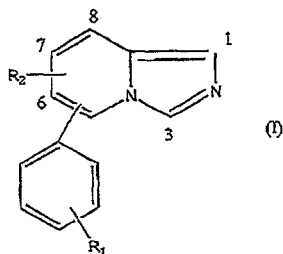
By aromatase inhibitors there are to be understood most especially substances for which the minimum effective dose in the case of in vivo aromatase inhibition is 10 mg/kg

or less, especially 1 mg/kg or less, preferably 0.1 mg/kg or less and most especially 0.01 mg/kg or less.

In vivo aromatase inhibition can be determined, for example, by the following method [see J. Enzyme Inhib. 4, 179 (1990)]: androstenedione (30 mg/kg subcutaneously) is administered on its own or together with a compound of the invention (orally or subcutaneously) to sexually immature female rats for a period of 4 days. After the fourth administration, the rats are sacrificed and the uteri are isolated and weighed. The aromatase inhibition is determined by the extent to which the hypertrophy of the uterus induced by the administration of androstenedione alone is suppressed or reduced by the simultaneous administration of the compound according to the invention.

The following groups of compounds are listed as examples of aromatase inhibitors. Each individual group forms a group of aromatase inhibitors that can be used successfully in accordance with the present invention:

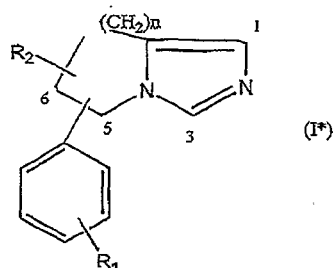
(a) The compounds of formulae I and I\* as defined in EP-A-165 904. These are especially the compounds of formula I



wherein R<sub>1</sub> is hydrogen, lower alkyl; lower alkyl substituted by hydroxy, lower alkoxy, lower alkanoyloxy, lower alkanoyl, amino, lower alkylamino, di-lower alkylamino, halogen, sulfo, carboxy, lower alkoxy-carbonyl, carbamoyl or by cyano; nitro, halogen, hydroxy, lower alkoxy, lower alkanoyloxy, phenylsulfonyloxy, lower alkylsulfonyloxy, mercapto, lower alkylthio, lower alkylsulfinyl, lower alkylsulfonyl, lower alkanoylthio, amino, lower alkylamino, di-lower alkylamino, lower alkyleneamino, N-morpholino, N-thiomorpholino, N-piperazino that is unsubstituted or lower alkyl-substituted in the 4-position, tri-lower alkylammonio, sulfo, lower alkoxy-sulfonyl, sulfamoyl, lower alkylsulfamoyl, di-lower alkylsulfamoyl, formyl; iminomethyl that is unsubstituted or substituted at the nitrogen atom by hydroxy, lower alkoxy, lower alkanoyloxy, lower alkyl, phenyl or by amino; C<sub>2</sub>-C<sub>7</sub> alkanoyl, benzoyl, carboxy, lower alkoxy-carbonyl, carbamoyl, lower alkyl-carbamoyl, di-lower alkyl-carbamoyl, cyano, 5-tetrazolyl, unsubstituted or lower alkyl-substituted 4,5-dihydro-2-oxazolyl or hydroxycarbamoyl; and R<sub>2</sub> is hydrogen, lower alkyl, phenyl-lower

alkyl, carboxy-lower alkyl, lower alkoxy-carbonyl-lower alkyl, halogen, hydroxy, lower alkoxy, lower alkanoyloxy, mercapto, lower alkylthio, phenyl-lower alkylthio, phenylthio, lower alkanoylthio, carboxy, lower alkoxy-carbonyl or lower alkanoyl; the 7,8-dihydro derivatives thereof; and the compounds of formula I\*

5

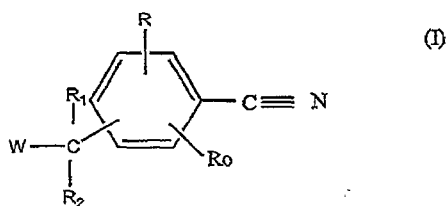


wherein n is 0, 1, 2, 3 or 4; and R<sub>1</sub> and R<sub>2</sub> are as defined above for formula I; it being possible for the phenyl ring in the radicals phenylsulfonyloxy, phenyliminomethyl, benzoyl, phenyl-lower alkyl, phenyl-lower alkylthio and phenylthio to be unsubstituted or substituted by lower alkyl, lower alkoxy or by halogen; it being possible in a compound of formula I\* for the two substituents C<sub>6</sub>H<sub>4</sub>-R<sub>1</sub> and R<sub>2</sub> to be linked to each of the saturated carbon atoms of the saturated ring, either both to the same carbon atom or both to different carbon atoms, and pharmaceutically acceptable salts thereof.

15 Individual compounds that may be given special mention here are:

- (1) 5-(p-cyanophenyl)imidazo[1,5-a]pyridine,
- (2) 5-(p-ethoxycarbonylphenyl)imidazo[1,5-a]pyridine,
- (3) 5-(p-carboxyphenyl)imidazo[1,5-a]pyridine,
- (4) 5-(p-tert-butylaminocarbonylphenyl)imidazo[1,5-a]pyridine,
- 20 (5) 5-(p-ethoxycarbonylphenyl)-5,6,7,8-tetrahydroimidazo[1,5-a]pyridine,
- (6) 5-(p-carboxyphenyl)-5,6,7,8-tetrahydroimidazo[1,5-a]pyridine,
- (7) 5-(p-carbamoylphenyl)-5,6,7,8-tetrahydroimidazo[1,5-a]pyridine,
- (8) 5-(p-tolyl)-5,6,7,8-tetrahydroimidazo[1,5-a]pyridine,
- (9) 5-(p-hydroxymethylphenyl)imidazo[1,5-a]pyridine,
- 25 (10) 5-(p-cyanophenyl)-7,8-dihydroimidazo[1,5-a]pyridine,
- (11) 5-(p-bromophenyl)-5,6,7,8-tetrahydroimidazo[1,5-a]pyridine,
- (12) 5-(p-hydroxymethylphenyl)-5,6,7,8-tetrahydroimidazo[1,5-a]pyridine,
- (13) 5-(p-formylphenyl)-5,6,7,8-tetrahydroimidazo[1,5-a]pyridine,
- (14) 5-(p-cyanophenyl)-5-methylthio-5,6,7,8-tetrahydroimidazo[1,5-a]pyridine,
- 30 (15) 5-(p-cyanophenyl)-5-ethoxycarbonyl-5,6,7,8-tetrahydroimidazo[1,5-a]pyridine,
- (16) 5-(p-aminophenyl)-5,6,7,8-tetrahydroimidazo[1,5-a]pyridine,

- (17) 5-(p-formylphenyl)imidazo[1,5-a]pyridine,  
 (18) 5-(p-carbamoylphenyl)imidazo[1,5-a]pyridine,  
 (19) 5H-5-(4-tert-butylaminocarbonylphenyl)-6,7-dihydropyrrolo[1,2-c]imidazole,  
 (20) 5H-5-(4-cyanophenyl)-6,7-dihydropyrrolo[1,2-c]imidazole,  
 5 (21) 5H-5-(4-cyanophenyl)-6,7,8,9-tetrahydroimidazo[1,5-a]azepine,  
 (22) 5-(4-cyanophenyl)-6-ethoxycarbonylmethyl-5,6,7,8-tetrahydroimidazo[1,5-a]pyridine,  
 (23) 5-(4-cyanophenyl)-6-carboxymethyl-5,6,7,8-tetrahydroimidazo[1,5-a]pyridine  
 (24) 5-benzyl-5-(4-cyanophenyl)-5,6,7,8-tetrahydroimidazo[1,5-a]pyridine,  
 (25) 7-(p-cyanophenyl)-5,6,7,8-tetrahydroimidazo[1,5-a]pyridine,  
 10 (26) 7-(p-carbamoylphenyl)-5,6,7,8-tetrahydroimidazo[1,5-a]pyridine,  
 (27) 5-(p-cyanophenyl)-5,6,7,8-tetrahydroimidazo[1,5-a]pyridine (=Fadrozol).  
 (b) The compounds of formula I as defined in EP-A 236 940. These are especially the  
 compounds of formula I

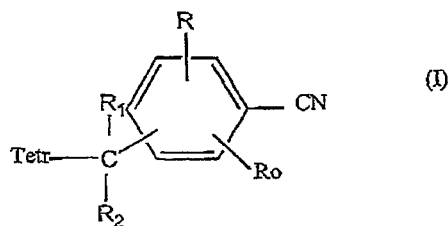


15 wherein R and R<sub>0</sub>, independently of one another, are each hydrogen or lower alkyl, or R and R<sub>0</sub> at adjacent carbon atoms, together with the benzene ring to which they are bonded, form a naphthalene or tetrahydronaphthalene ring; wherein R<sub>1</sub> is hydrogen, lower  
 20 alkyl, aryl, aryl-lower alkyl or lower alkenyl; R<sub>2</sub> is hydrogen, lower alkyl, aryl, aryl-lower alkyl, (lower alkyl, aryl or aryl-lower alkyl)-thio or lower alkenyl, or wherein R<sub>1</sub> and R<sub>2</sub> together are lower alkylidene or C<sub>4</sub>-C<sub>6</sub> alkylene; wherein W is 1-imidazolyl, 1-(1,2,4 or 1,3,4)-triazolyl, 3-pyridyl or one of the mentioned heterocyclic radicals substituted by lower alkyl; and aryl within the context of the above definitions has the following  
 25 meanings: phenyl that is unsubstituted or substituted by one or two substituents from the group lower alkyl, lower alkoxy, hydroxy, lower alkanoyloxy, nitro, amino, halogen, trifluoromethyl, cyano, carboxy, lower alkoxy-carbonyl, carbamoyl, N-lower alkylcarbamoyl, N,N-di-lower alkylcarbamoyl, lower alkanoyl, benzoyl, lower alkylsulfonyl, sulfamoyl, N-lower alkylsulfamoyl and N,N-di-lower alkylsulfamoyl; also thienyl, indolyl, pyridyl or furyl,  
 30 or one of the four last-mentioned heterocyclic radicals monosubstituted by lower alkyl, lower alkoxy, cyano or by halogen; and pharmaceutically acceptable salts thereof.

Individual compounds from that group that may be given special mention are:

- (1) 4-[alpha-(4-cyanophenyl)-1-imidazolylmethyl]-benzonitrile,

- (2) 4-[alpha-(3-pyridyl)-1-imidazolymethyl]-benzonitrile,  
 (3) 4-[alpha-(4-cyanobenzyl)-1-imidazolymethyl]-benzonitrile,  
 (4) 1-(4-cyanophenyl)-1-(1-imidazolyl)-ethylene,  
 (5) 4-[alpha-(4-cyanophenyl)-1-(1,2,4-triazolyl)methyl]-benzonitrile,  
 5 (6) 4-[alpha-(4-cyanophenyl)-3-pyridylmethyl]-benzonitrile.  
 (c) The compounds of formula I as defined in EP-A-408 509. These are especially the compounds of formula I



10

wherein Tetr is 1- or 2-tetrazolyl that is unsubstituted or substituted in the 5-position by lower alkyl, phenyl-lower alkyl or by lower alkanoyl; R and R<sub>2</sub>, independently of one another, are each hydrogen; lower alkyl that is unsubstituted or substituted by hydroxy, lower alkoxy, halogen, carboxy, lower alkoxy-carbonyl, (amino, lower alkylamino or di-lower alkylamino)-carbonyl or by cyano; lower alkenyl, aryl, heteroaryl, aryl-lower alkyl, C<sub>3</sub>-C<sub>6</sub> cycloalkyl, C<sub>3</sub>-C<sub>6</sub> cycloalkyl-lower alkyl, lower alkylthio, arylthio or aryl-lower alkylthio; or R<sub>1</sub> and R<sub>2</sub> together are straight-chained C<sub>4</sub>-C<sub>6</sub> alkylene that is unsubstituted or substituted by lower alkyl, or are a group -(CH<sub>2</sub>)<sub>m</sub>-1,2-phenylene-(CH<sub>2</sub>)<sub>n</sub>- wherein m and n, independently of one another, are each 1 or 2 and 1,2-phenylene is unsubstituted or substituted in the same way as phenyl in the definition of aryl below, or are lower alkylidene that is unsubstituted or mono- or di-substituted by aryl; and R and R<sub>0</sub>, independently of one another, are each hydrogen or lower alkyl; or R and R<sub>0</sub> together, located at adjacent carbon atoms of the benzene ring, are a benzo group that is unsubstituted or substituted in the same way as phenyl in the definition of aryl below; aryl in the above definitions being phenyl that is unsubstituted or substituted by one or more substituents from the group consisting of lower alkyl, lower alkoxy, hydroxy, lower alkanoyloxy, nitro, amino, halogen, trifluoromethyl, carboxy, lower alkoxy-carbonyl, (amino, lower alkylamino or di-lower alkylamino)-carbonyl, cyano, lower alkanoyl, benzoyl, lower alkylsulfonyl and (amino, lower alkylamino or di-lower alkylamino)-sulfonyl; heteroaryl in the above definitions being an aromatic heterocyclic radical from the group consisting of pyrrolyl, pyrazolyl, imidazolyl, triazolyl, tetrazolyl, furanyl, thienyl, isoxazolyl, oxazolyl, oxadiazolyl, isothiazolyl, thiazolyl, thiadiazolyl, pyridyl, pyridazinyl, pyrimidyl, pyrazinyl,

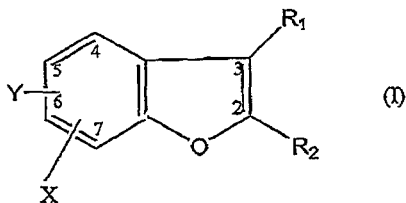
30

triazinyl, indolyl, isoindolyl, benzimidazolyl, benzotriazolyl, benzofuranyl, benzothienyl, benzoxazolyl, benzothiazolyl, benzoxadiazolyl, benzothiadiazolyl, quinolyl and isoquinolyl that is unsubstituted or substituted in the same way as phenyl in the definition of aryl above; and pharmaceutically acceptable salts thereof.

5 Individual compounds from that group that may be given special mention are:

- (1) 4-(2-tetrazolyl)methyl-benzonitrile,
- (2) 4-[ $\alpha$ -(4-cyanophenyl)-(2-tetrazolyl)methyl]-benzonitrile,
- (3) 1-cyano-4-(1-tetrazolyl)methyl-naphthalene,
- (4) 4-[ $\alpha$ -(4-cyanophenyl)-(1-tetrazolyl)methyl]-benzonitrile.

10 (d) The compounds of formula I as defined in European Patent Application No. 91810110.6. These are especially the compounds of formula I



15 wherein X is halogen, cyano, carbamoyl, N-lower alkylcarbamoyl, N-cycloalkyl-lower alkylcarbamoyl, N,N-di-lower alkylcarbamoyl, N-arylcarbamoyl, hydroxy, lower alkoxy, aryl-lower alkoxy or aryloxy, wherein aryl is phenyl or naphthyl, each of which is unsubstituted or substituted by lower alkyl, hydroxy, lower alkoxy, halogen and/or by trifluoromethyl; Y is a group  $-\text{CH}_2-\text{A}$  wherein A is 1-imidazolyl, 1-(1,2,4-triazolyl), 1-

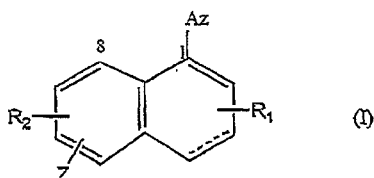
20 (1,3,4-triazolyl), 1-(1,2,3-triazolyl), 1-(1,2,5-triazolyl), 1-tetrazolyl or 2-tetrazolyl, or Y is hydrogen,  $R_1$  and  $R_2$ , independently of one another, are each hydrogen, lower alkyl or a group  $-\text{CH}_2-\text{A}$  as defined for Y, or  $R_1$  and  $R_2$  together are  $-(\text{CH}_2)_n-$  wherein n is 3, 4 or 5, with the proviso that one of the radicals Y,  $R_1$  and  $R_2$  is a group  $-\text{CH}_2-\text{A}$ , with the further proviso that in a group  $-\text{CH}_2-\text{A}$  as a meaning of  $R_1$  or  $R_2$ , A is other than 1-

25 imidazolyl when X is bromine, cyano or carbamoyl, and with the proviso that in a group  $-\text{CH}_2-\text{A}$  as a meaning of Y, A is other than 1-imidazolyl when X is halogen or lower alkoxy,  $R_1$  is hydrogen and  $R_2$  is hydrogen or lower alkyl, and pharmaceutically acceptable salts thereof.

Individual compounds from that group that may be given special mention are:

- 30
- (1) 7-cyano-4-[1-(1,2,4-triazolyl)methyl]-2,3-dimethylbenzofuran,
  - (2) 7-cyano-4-(1-imidazolylmethyl)-2,3-dimethylbenzofuran,
  - (3) 7-carbamoyl-4-(1-imidazolylmethyl)-2,3-dimethylbenzofuran,
  - (4) 7-N-(cyclohexylmethyl)carbamoyl-4-(1-imidazolylmethyl)-2,3-dimethylbenzofuran.

(e) The compounds of formula I as defined in Swiss Patent Application 1339/90-7.  
These are especially the compounds of formula I



5

wherein the dotted line denotes an additional bond or no additional bond, Az is imidazolyl, triazolyl or tetrazolyl bonded via a ring nitrogen atom, each of those radicals being unsubstituted or substituted at carbon atoms by lower alkyl or by aryl-lower alkyl, Z is carboxy, lower alkoxy-carbonyl, carbamoyl, N-lower alkyl-carbamoyl, N,N-di-lower

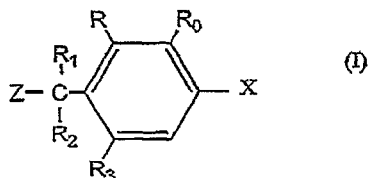
10 alkyl-carbamoyl, N-aryl-carbamoyl, cyano, halogen, hydroxy, lower alkoxy, aryl-lower alkoxy, aryloxy, lower alkyl, trifluoromethyl or aryl-lower alkyl, and R<sub>1</sub> and R<sub>2</sub>, independently of one another, are each hydrogen, lower alkyl, lower alkoxy, hydroxy, halogen or trifluoromethyl; aryl being phenyl or naphthyl each of which is unsubstituted or substituted by one or two substituents from the group consisting of lower alkyl, lower

15 alkoxy, hydroxy, halogen and trifluoromethyl; with the proviso that neither Z nor R<sub>2</sub> is hydroxy in the 8-position, and pharmaceutically acceptable salts thereof.

Individual compounds from that group that may be given special mention are:

- (1) 6-cyano-1-(1-imidazolyl)-3,4-dihydronaphthalene,  
 (2) 6-cyano-1-[1-(1,2,4-triazolyl)]-3,4-dihydronaphthalene,  
 20 (3) 6-chloro-1-(1-imidazolyl)-3,4-dihydronaphthalene,  
 (4) 6-bromo-1-(1-imidazolyl)-3,4-dihydronaphthalene.

(f) The compounds of formula I as defined in Swiss Patent Application 3014/90-0.  
These are especially the compounds of formula I



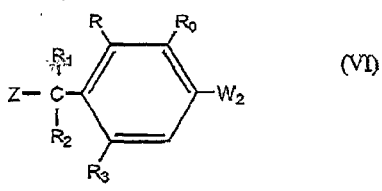
25

wherein Z is a five-membered nitrogen-containing heteroaromatic ring selected from the group 5-isothiazolyl, 5-thiazolyl, 5-isoxazolyl, 5-oxazolyl, 5-(1,2,3-thiadiazolyl), 5-(1,2,3-oxadiazolyl), 3-(1,2,5-thiadiazolyl), 3-(1,2,5-oxadiazolyl), 4-isothiazolyl, 4-isoxazolyl, 4-

(1,2,3-thiadiazolyl), 4-(1,2,3-oxadiazolyl), 2-(1,3,4-thiadiazolyl), 2-(1,3,4-oxadiazolyl), 5-  
 (1,2,4-thiadiazolyl) and 5-(1,2,4-oxadiazolyl); R and R<sub>0</sub> are hydrogen; or R and R<sub>0</sub>  
 together are a benzo group that is unsubstituted or substituted by lower alkyl, lower  
 alkoxy, hydroxy, halogen or by trifluoromethyl; R<sub>1</sub> is hydrogen, hydroxy, chlorine or  
 5 fluorine; R<sub>3</sub> is hydrogen; R<sub>2</sub> is hydrogen, lower alkyl or phenyl that is unsubstituted or  
 substituted by lower alkyl, lower alkoxy, hydroxy, halogen, trifluoromethyl or by cyano; or  
 R<sub>1</sub> and R<sub>2</sub> together are methyldene; or R<sub>2</sub> and R<sub>3</sub> together are -(CH<sub>2</sub>)<sub>3</sub>-; or R<sub>1</sub> and R<sub>2</sub>  
 and R<sub>3</sub> together are a group =CH-(CH<sub>2</sub>)<sub>2</sub>- wherein the single bond is linked to the  
 benzene ring; X is cyano; and X may also be halogen when R<sub>2</sub> and R<sub>3</sub> together are -  
 10 (CH<sub>2</sub>)<sub>3</sub>- or R<sub>1</sub> and R<sub>2</sub> and R<sub>3</sub> together are a group =CH-(CH<sub>2</sub>)<sub>2</sub>-; and pharmaceutically  
 acceptable salts thereof.

Individual compounds from that group that may be given special mention are:

- (1) 4-[α-(4-cyanophenyl)-α-hydroxy-5-isothiazolylmethyl]-benzoxazole.
- (2) 4-[α-(4-cyanophenyl)-5-isothiazolylmethyl]-benzoxazole,
- 15 (3) 4-[α-(4-cyanophenyl)-5-thiazolylmethyl]-benzoxazole,
- (4) 1-(4-cyanophenyl)-1-(5-thiazolyl)-ethylene,
- (5) 6-cyano-1-(5-isothiazolyl)-3,4-dihydronaphthalene,
- (6) 6-cyano-1-(5-thiazolyl)-3,4-dihydronaphthalene.
- (g) The compounds of formula VI as defined in Swiss Patent Application 3014/90-0.
- 20 These are especially the compounds of formula VI



wherein Z is a five-membered nitrogen-containing heteroaromatic ring selected from the  
 group 5-isothiazolyl, 5-thiazolyl, 5-isoxazolyl, 5-oxazolyl, 5-(1,2,3-thiadiazolyl), 5-(1,2,3-  
 25 oxadiazolyl) 3-(1,2,5-thiadiazolyl), 3-(1,2,5-oxadiazolyl), 4-isothiazolyl, 4-isoxazolyl, 4-  
 (1,2,3-thiadiazolyl), 4-(1,2,3-oxadiazolyl), 2-(1,3,4-thiadiazolyl), 2-(1,3,4-oxadiazolyl),  
 5-(1,2,4-thiadiazolyl) and 5-(1,2,4-oxadiazolyl); R and R<sub>0</sub> are each hydrogen; or R and R<sub>0</sub>  
 together are a benzo group that is unsubstituted or substituted by lower alkyl, lower  
 alkoxy, hydroxy, halogen or by trifluoromethyl; R<sub>1</sub> is hydrogen, hydroxy, chlorine or  
 30 fluorine; R<sub>3</sub> is hydrogen; R<sub>2</sub> is hydrogen, lower alkyl or phenyl that is unsubstituted or  
 substituted by lower alkyl, lower alkoxy, hydroxy, halogen, trifluoromethyl, aryl-lower  
 alkoxy or by aryloxy; or R<sub>1</sub> and R<sub>2</sub> together are methyldene, and W<sub>2</sub> is halogen, hydroxy,  
 lower alkoxy, aryl-lower alkoxy or aryloxy; aryl in each case being phenyl that is

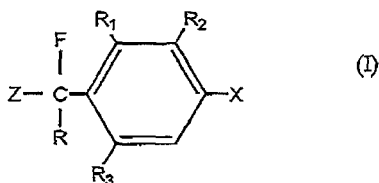


unsubstituted or substituted by lower alkyl, lower alkoxy, hydroxy, halogen or by trifluoromethyl; and pharmaceutically acceptable salts thereof.

Individual compounds from that group that may be given special mention are:

- (1) bis(4,4'-bromophenyl)-(5-isothiazolyl)methanol,
  - 5 (2) bis(4,4'-bromophenyl)-(5-isothiazolyl)methane,
  - (3) bis(4,4'-bromophenyl)-(5-thiazolyl)methanol,
  - (4) bis(4,4'-bromophenyl)-(5-thiazolyl)methane,
  - (h) The compounds of formula I as defined in Swiss Patent Application 3923/90-4.
- These are especially the compounds of formula I

10



- wherein Z is imidazolyl, triazolyl, tetrazolyl, pyrrolyl, pyrazolyl, indolyl, isoindolyl, benzimidazolyl, benzopyrazolyl, benzotriazolyl, pyridyl, pyrimidyl, pyrazinyl, pyridazinyl, triazinyl, quinolinyl or isoquinolinyl, all those radicals being bonded via their heterocyclic rings and all those radicals being unsubstituted or substituted by lower alkyl, hydroxy, lower alkoxy, halogen or by trifluoromethyl; R<sub>1</sub> and R<sub>2</sub>, independently of one another, are each hydrogen or lower alkyl; or R<sub>1</sub> and R<sub>2</sub> together are C<sub>3</sub>-C<sub>4</sub> alkylene, or a benzo group that is unsubstituted or substituted as indicated below for aryl; R is hydrogen, lower alkyl, aryl or heteroaryl, and X is cyano, carbamoyl, N-lower alkylcarbamoyl, N,N-di-lower alkylcarbamoyl, N,N-lower alkylfenecarbamoyl; N,N-lower alkylfenecarbamoyl interrupted by -O-, -S- or -NR<sup>n</sup>-, wherein R<sup>n</sup> is hydrogen, lower alkyl or lower alkanoyl; N-cycloalkylcarbamoyl, N-(lower alkyl-substituted cycloalkyl)-carbamoyl, N-cycloalkyl-lower alkylcarbamoyl, N-(lower alkyl-substituted cycloalkyl)-lower alkylcarbamoyl, N-aryl-lower alkylcarbamoyl, N-arylcarbamoyl, N-hydroxycarbamoyl, hydroxy, lower alkoxy, aryl-lower alkoxy or aryloxy; and wherein X is also halogen when Z is imidazolyl, triazolyl, tetrazolyl, pyrrolyl, pyrazolyl, indolyl, isoindolyl, benzimidazolyl, benzopyrazolyl or benzotriazolyl; wherein aryl is phenyl or naphthyl, these radicals being unsubstituted or substituted by from 1 to 4 substituents from the group consisting of lower alkyl, lower alkenyl, lower alkynyl, lower alkylene (linked to two adjacent carbon atoms), C<sub>3</sub>-C<sub>8</sub> cycloalkyl, phenyl-lower alkyl, phenyl; lower alkyl that is substituted in turn by hydroxy, lower alkoxy, phenyl-lower alkoxy, lower alkanoyloxy, halogen, amino, lower alkylamino, di-lower alkylamino, mercapto, lower alkylthio, lower alkylsulfinyl, lower alkylsulfonyl, carboxy, lower

1  
2  
3  
4  
5  
6  
7  
8  
9  
10  
11  
12  
13  
14  
15  
16  
17  
18  
19  
20  
21  
22  
23  
24  
25  
26  
27  
28  
29  
30  
31  
32  
33  
34  
35

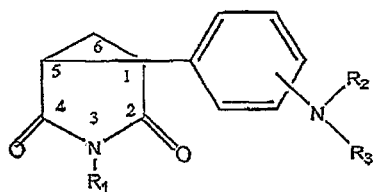
alkoxycarbonyl, carbamoyl, N-lower alkylcarbamoyl, N,N-di-lower alkylcarbamoyl and/or by cyano; hydroxy; lower alkoxy, halo-lower alkoxy, phenyl-lower alkoxy, phenoxy, lower alkenyloxy, halo-lower alkenyloxy, lower alkynyloxy, lower alkylenedioxy (linked to two adjacent carbon atoms), lower alkanoyloxy, phenyl-lower alkanoyloxy, phenylcarbonyloxy, mercapto, lower alkylthio, phenyl-lower alkylthio, phenylthio, lower alkylsulfanyl, phenyl-lower alkylsulfanyl, phenylsulfanyl, lower alkylsulfonyl, phenyl-lower alkylsulfonyl, phenylsulfonyl, halogen, nitro, amino, lower alkylamino, C<sub>5</sub>-C<sub>8</sub> cycloalkylamino, phenyl-lower alkylamino, phenylamino, di-lower alkylamino, N-lower alkyl-N-phenylamino, N-lower alkyl-N-phenyl-lower alkylamino; lower alkyleneamino or lower alkyleneamino interrupted by -O-, -S- or -NR<sup>\*</sup>- (wherein R<sup>\*</sup> is hydrogen, lower alkyl or lower alkanoyl); lower alkanoylamino, phenyl-lower alkanoylamino, phenylcarbonylamino, lower alkanoyl, phenyl-lower alkanoyl, phenylcarbonyl, carboxy, lower alkoxycarbonyl, carbamoyl, N-lower alkylcarbamoyl, N,N-di-lower alkylcarbamoyl, N,N-lower alkylene-carbamoyl; N,N-lower alkylene-carbamoyl interrupted by -O-, -S- or -NR<sup>\*</sup>-, wherein R<sup>\*</sup> is hydrogen, lower alkyl or lower alkanoyl; N-cycloalkylcarbamoyl, N-(lower alkyl-substituted cycloalkyl)-carbamoyl, N-cycloalkyl-lower alkylcarbamoyl, N-(lower alkyl-substituted cycloalkyl)-lower alkylcarbamoyl, N-hydroxycarbamoyl, N-phenyl-lower alkylcarbamoyl, N-phenylcarbamoyl, cyano, sulfo, lower alkoxysulfonyl, sulfamoyl, N-lower alkylsulfamoyl, N,N-di-lower alkylsulfamoyl and N-phenylsulfamoyl; the phenyl groups occurring in the substituents of phenyl and naphthyl in turn being unsubstituted or substituted by lower alkyl, lower alkoxy, hydroxy, halogen and/or by trifluoromethyl; wherein heteroaryl is indolyl, isoindolyl, benzimidazolyl, benzopyrazolyl, benzotriazolyl, benzo[b]furanyl, benzo[b]thienyl, benzoxazolyl or benzothiazolyl, those radicals being unsubstituted or substituted by from 1 to 3 identical or different substituents selected from lower alkyl, hydroxy, lower alkoxy, halogen, cyano and trifluoromethyl; and pharmaceutically acceptable salts thereof.

Those compounds are especially the compounds of formula I where to Z is 1-imidazolyl, 1-(1,2,4-triazolyl), 1-(1,3,4-triazolyl), 1-(1,2,3-triazolyl), 1-tetrazolyl, 2-tetrazolyl, 3-pyridyl, 4-pyridyl, 4-pyrimidyl, 5-pyrimidinyl or 2-pyrazinyl; R<sub>1</sub> and R<sub>2</sub>, independently of one another, are each hydrogen or lower alkyl; or R<sub>1</sub> and R<sub>2</sub> together are 1,4-butylene or a benzo group; R is lower alkyl; phenyl that is unsubstituted or substituted by cyano, carbamoyl, halogen, lower alkyl, trifluoromethyl, hydroxy, lower alkoxy or by phenoxy; or benzotriazolyl or benzo[b]furanyl, the last two radicals being unsubstituted or substituted by from 1 to 3 identical or different substituents selected from lower alkyl, halogen and cyano; and X is cyano or carbamoyl; and wherein X is also halogen when Z is 1-imidazolyl, 1-(1,2,4-triazolyl), 1-(1,3,4-triazolyl), 1-(1,2,3-triazolyl), 1-tetrazolyl 2-tetrazolyl; and pharmaceutically acceptable salts thereof.

Individual compounds that may be given special mention here are:

- (1) 4-[ $\alpha$ -(4-cyanophenyl)- $\alpha$ -fluoro-1-(1,2,4-triazolyl)methyl]-benzonitrile,  
 (2) 4-[ $\alpha$ -(4-cyanophenyl)- $\alpha$ -fluoro-(2-tetrazolyl)methyl]-benzonitrile,  
 (3) 4-[ $\alpha$ -(4-cyanophenyl)- $\alpha$ -fluoro-(1-tetrazolyl)methyl]-benzonitrile,  
 (4) 4-[ $\alpha$ -(4-cyanophenyl)- $\alpha$ -fluoro-(1-imidazolyl)methyl]-benzonitrile,  
 5 (5) 1-methyl-6-[ $\alpha$ -(4-chlorophenyl)- $\alpha$ -fluoro-1-(1,2,4-triazolyl)methyl]-benzotriazole,  
 (6) 4-[ $\alpha$ -(4-cyanophenyl)- $\alpha$ -fluoro-1-(1,2,3-triazolyl)methyl]-benzo  
 nitrile,  
 (7) 7-cyano-4-[ $\alpha$ -(4-cyanophenyl)- $\alpha$ -fluoro-1-(1,2,4-triazolyl)methyl]-2,3-dimethylbenzo[b]furan,  
 10 (8) 4-[ $\alpha$ -(4-bromophenyl)- $\alpha$ -fluoro-1-(1,2,4-triazolyl)methyl]-benzo  
 nitrile,  
 (9) 4-[ $\alpha$ -(4-cyanophenyl)- $\alpha$ -fluoro-(5-pyrimidyl)methyl]-benzonitrile,  
 (10) 4-[ $\alpha$ -(4-bromophenyl)- $\alpha$ -fluoro-(5-pyrimidyl)methyl]-benzonitrile,  
 (11) 4-[ $\alpha$ -(4-cyanophenyl)- $\alpha$ -fluoro-(3-pyridyl)methyl]-benzonitrile,  
 15 (12) 7-bromo-4-[ $\alpha$ -(4-cyanophenyl)- $\alpha$ -fluoro-(1-imidazolyl)methyl]-2,  
 3-dimethylbenzo[b]furan,  
 (13) 7-bromo-4-[ $\alpha$ -(4-cyanophenyl)- $\alpha$ -fluoro-1-(1,2,4-triazolyl)methyl]-2,3-dimethylbenzo[b]furan,  
 (14) 4-[ $\alpha$ -(4-cyanophenyl)- $\alpha$ -fluoro-(5-pyrimidyl)methyl]-benzonitrile,  
 20 (15) 4-[ $\alpha$ -(4-bromophenyl)- $\alpha$ -fluoro-(5-pyrimidyl)methyl]-benzonitrile,  
 (16) 4-[ $\alpha$ -(4-cyanophenyl)-1-(1,2,3-triazolyl)methyl]-benzonitrile,  
 (17) 2,3-dimethyl-4-[ $\alpha$ -(4-cyanophenyl)-1-(1,2,4-triazolyl)methyl]-7-cyano  
 -benzo[b]furan,  
 (18) 4-[ $\alpha$ -(4-cyanophenyl)-(5-pyrimidyl)methyl]-benzonitrile,  
 25 (19) 4-[ $\alpha$ -(4-bromophenyl)-(5-pyrimidyl)methyl]-benzonitrile,  
 (20) 2,3-dimethyl-4-[ $\alpha$ -(4-cyanophenyl)-(1-imidazolyl)methyl]-7-bromo-benzo[b]furan,  
 (21) 2,3-dimethyl-4-[ $\alpha$ -(4-cyanophenyl)-1-(1,2,4-triazolyl)methyl]-7-bromo-benzo[b]furan.  
 (I) The compounds of formula I as defined in EP-A-114 033. These are especially the  
 compounds of formula I

30

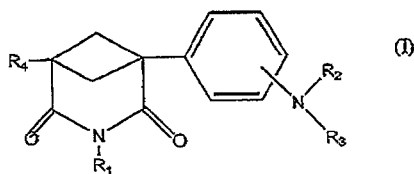


wherein  $R_1$  is hydrogen,  $R_2$  is hydrogen, sulfo,  $C_1$ - $C_7$  alkanoyl or  $C_1$ - $C_7$  alkanesulfonyl and  $R_3$  is hydrogen, or wherein  $R_1$  is  $C_1$ - $C_{12}$  alkyl,  $C_2$ - $C_{12}$  alkenyl,  $C_2$ - $C_7$  alkynyl,  $C_3$ - $C_{10}$  cycloalkyl,  $C_3$ - $C_{10}$  cycloalkenyl,  $C_3$ - $C_6$  cycloalkyl- $C_1$ - $C_4$  alkyl,  $C_3$ - $C_6$  cycloalkyl- $C_2$ - $C_4$  alkenyl or  $C_3$ - $C_6$  cycloalkenyl- $C_1$ - $C_4$  alkyl,  $R_2$  is hydrogen,  $C_1$ - $C_7$  alkyl, sulfo,  $C_1$ - $C_7$  alkanoyl or  $C_1$ - $C_7$  alkanesulfonyl and  $R_3$  is hydrogen or  $C_1$ - $C_7$  alkyl, and salts of those compounds.

Individual compounds from that group that may be given special mention are:

- (1) 1-(4-aminophenyl)-3-methyl-3-azabicyclo[3.1.0]hexane-2,4-dione,
  - (2) 1-(4-aminophenyl)-3-n-propyl-3-azabicyclo[3.1.0]hexane-2,4-dione,
  - 10 (3) 1-(4-aminophenyl)-3-isobutyl-3-azabicyclo[3.1.0]hexane-2,4-dione,
  - (4) 1-(4-aminophenyl)-3-n-heptyl-3-azabicyclo[3.1.0]hexane-2,4-dione,
  - (5) 1-(4-aminophenyl)-3-cyclohexylmethyl-3-azabicyclo[3.1.0]hexane-2,4-dione.
- (j) The compounds of formula I as defined in EP-A-166 692. These are especially the compounds of formula I

15



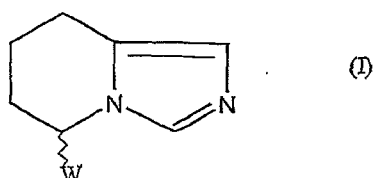
wherein  $R_1$  is hydrogen, alkyl having from 1 to 12 carbon atoms, alkenyl having from 2 to 12 carbon atoms, lower alkynyl, cycloalkyl or cycloalkenyl each having from 3 to 10 carbon atoms, cycloalkyl-lower alkyl having from 4 to 10 carbon atoms, cycloalkyl-lower alkenyl having from 5 to 10 carbon atoms, cycloalkenyl-lower alkyl having from 4 to 10 carbon atoms, or aryl having from 6 to 12 carbon atoms or aryl-lower alkyl having from 7 to 15 carbon atoms, each of which is unsubstituted or substituted by lower alkyl, hydroxy, lower alkoxy, acyloxy, amino, lower alkylamino, di-lower alkylamino, acylamino amino or

25 by halogen,  $R_2$  is hydrogen, lower alkyl, sulfo, lower alkanoyl or lower alkanesulfonyl, sulfonyl,  $R_3$  is hydrogen or lower alkyl and  $R_4$  is hydrogen, lower alkyl, phenyl or phenyl substituted by  $-N(R_2)(R_3)$ , and salts thereof, radicals described as "lower" containing up to and including 7 carbon atoms.

Individual compounds from that group that may be given special mention are:

- 30 (1) 1-(4-aminophenyl)-3-n-propyl-3-azabicyclo[3.1.1]heptane-2,4-dione,
- (2) 1-(4-aminophenyl)-3-methyl-3-azabicyclo[3.1.1]heptane-2,4-dione,
- (3) 1-(4-aminophenyl)-3-n-decyl-3-azabicyclo[3.1.1]heptane-2,4-dione,
- (4) 1-(4-aminophenyl)-3-cyclohexyl-3-azabicyclo[3.1.1]heptane-2,4-dione,
- (5) 1-(4-aminophenyl)-3-cyclohexylmethyl-3-azabicyclo[3.1.1]heptane-2,4-dione.

(k) The compounds of formula I as defined in EP-A-356 673. These are especially the compounds of formula I



5

wherein W ( $\alpha$ ) is a 2-naphthyl or 1-anthryl radical, wherein each benzene ring is unsubstituted or substituted by a substituent selected from halogen, hydroxy, carboxy, cyano and nitro; or ( $\beta$ ) is 4-pyridyl, 2-pyrimidyl or 2-pyrazinyl, each of those radicals being unsubstituted or substituted by a substituent selected from halogen, cyano, nitro, C<sub>1</sub>-C<sub>4</sub> alkoxy and C<sub>2</sub>-C<sub>5</sub> alkoxy-carbonyl; and pharmaceutically acceptable salts thereof.

10

Individual compounds from that group that may be given special mention are:

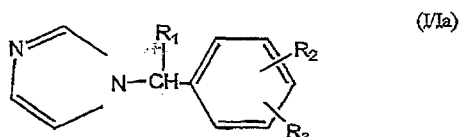
(1) 5-(2'-naphthyl)-5,6,7,8-tetrahydroimidazo[1,5-a]pyridine,

(2) 5-(4'-pyridyl)-5,6,7,8-tetrahydroimidazo[1,5-a]pyridine.

(l) The compounds of formula I or Ia as defined in EP-A-337 929. These are especially

15

the compounds of formula I/Ia



wherein R<sub>1</sub> is hydrogen, methyl, ethyl, propyl, propenyl, isopropyl, butyl, hexyl, octyl, decyl, cyclopentyl, cyclohexyl, cyclopentylmethyl, cyclohexylmethyl or benzyl, R<sub>2</sub> is benzyloxy, 3-bromo-, 4-bromo-, 4-chloro-, 2,3-, 2,4-, 4,5- or 4,6-dichloro-benzyloxy, and R<sub>3</sub> is cyano; C<sub>2</sub>-C<sub>10</sub> alkanoyl that is unsubstituted or mono- or poly-substituted by halogen, methoxy, amino, hydroxy and/or by cyano; benzoyl that is unsubstituted or substituted by one or more substituents from the group halogen, C<sub>1</sub>-C<sub>4</sub> alkyl, methoxy, amino, hydroxy and cyano; carboxy, (methoxy, ethoxy or butoxy)-carbonyl, carbamoyl, N-isopropylcarbamoyl, N-phenylcarbamoyl, N-pyrrolidylcarbonyl, nitro or amino; and salts thereof.

20

25

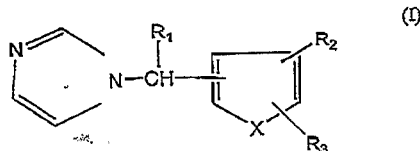
Individual compounds from that group that may be given special mention are:

(1) 4-(2,4-dichlorobenzyloxy)-3-[1-(1-imidazolyl)-butyl]-benzoxazole,

30

(2) (4-(4-bromobenzyloxy)-3-[1-(1-imidazolyl)-butyl]-phenyl)pentyl ketone,

- (3) 4-(4-bromobenzyloxy)-3-[1-(1-imidazolyl)-butyl]-benzanilide,
  - (4) 4-(4-bromobenzyloxy)-3-[1-(1-imidazolyl)-butyl]-benzoic acid,
  - (5) 3-(2,4-dichlorobenzyloxy)-4-[1-(1-imidazolyl)-butyl]-benzotrile,
  - (6) 3-(2,4-dichlorobenzyloxy)-4-[1-(1-imidazolyl)-butyl]-benzoic acid methyl ester,
  - 5 (7) 3-(2,4-dichlorobenzyloxy)-4-[1-(1-imidazolyl)-butyl]-benzoic acid,
  - (8) 3-(3-bromobenzyloxy)-4-[1-(1-imidazolyl)-butyl]-benzotrile,
  - (9) 4-(3-bromobenzyloxy)-3-[1-(1-imidazolyl)-butyl]-benzotrile,
  - (10) 3-(4-bromobenzyloxy)-4-[1-(1-imidazolyl)-butyl]-benzoic acid,
  - (11) 3-(4-bromobenzyloxy)-4-[1-(1-imidazolyl)-butyl]-benzanilide,
  - 10 (12) 3-(4-bromobenzyloxy)-4-[1-(1-imidazolyl)-butyl]-phenyl pentyl ketone,
  - (13) 4-(4-bromobenzyloxy)-3-[1-(1-imidazolyl)-butyl]-benzotrile,
  - (14) 3-(4-bromobenzyloxy)-4-[1-(1-imidazolyl)-butyl]-benzotrile,
  - (15) 4-nitro-2-[1-(1-imidazolyl)-butyl]-phenyl-(2,4-dichlorobenzyl) ether,
  - (16) 4-amino-2-[1-(1-imidazolyl)-butyl]-phenyl-(2,4-dichlorobenzyl) ether,
  - 15 (17) (2,4-dichlorobenzyl)-[2-(1-imidazolyl-methyl)-4-nitrophenyl]ether.
- (m) The compounds of formula I as defined in EP-A-337 928. These are especially the compounds of formula I



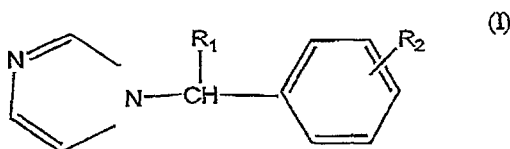
- 20 wherein R<sub>1</sub> is hydrogen, methyl, ethyl, propyl, propenyl, isopropyl, butyl, hexyl, octyl, decyl, cyclopentyl, cyclohexyl, cyclopentylmethyl, cyclohexylmethyl or benzyl, R<sub>2</sub> is hydrogen, halogen, cyano, methyl, hydroxymethyl, cyanomethyl, methoxymethyl, pyrrolidinylmethyl, carboxy, (methoxy, ethoxy or butoxy)-carbonyl, carbamoyl, N-
- 25 isopropylcarbamoyl, N-phenylcarbamoyl, N-pyrrolidylcarbonyl; C<sub>2</sub>-C<sub>10</sub> alkanoyl that is unsubstituted or mono- or poly-substituted by halogen, methoxy, ethoxy, amino, hydroxy and/or by cyano; or benzoyl that is unsubstituted or substituted by one or more substituents from the group halogen, C<sub>1</sub>-C<sub>4</sub> alkyl, methoxy, ethoxy, amino, hydroxy and
- 30 cyano, R<sub>3</sub> is hydrogen, benzyloxy, 3-bromo-, 4-bromo-, 4-chloro-, 2,3-, 2,4-, 4,5- or 4,6-dichlorobenzyloxy, and X is -CH=N-, -CH=N(-O)- or -S-; and salts thereof.

Individual compounds from that group that may be given special mention are:

- (1) 5-[1-(1-imidazolyl)-butyl]-thiophene-2-carbonitrile,
- (2) 2-[1-(1-imidazolyl)-butyl]-thiophene-4-carbonitrile,
- (3) 2-[1-(1-imidazolyl)-butyl]-4-bromo-thiophene,

- (4) 2-[1-(1-imidazolyl)-butyl]-5-bromo-thiophene,  
 (5) 5-[1-(1-imidazolyl)-butyl]-2-thienyl pentyl ketone,  
 (6) 5-[1-(1-imidazolyl)-butyl]-2-thienyl ethyl ketone,  
 (7) 5-(4-chlorobenzoyloxy)-4-[1-(1-imidazolyl)-pentyl]-pyridine-2-carbonitrile,  
 5 (8) 3-(4-chlorobenzoyloxy)-4-[1-(1-imidazolyl)-pentyl]-pyridine-2-carbonitrile,  
 (9) 3-(4-chlorobenzoyloxy)-4-[1-(1-imidazolyl)-pentyl]-pyridine-N-oxide,  
 (10) 3-(4-chlorobenzoyloxy)-4-[1-(1-imidazolyl)-pentyl]-pyridine.  
 (n) The compounds of formula I as defined in EP-A-340 153. These are especially the  
 compounds of formula I

10



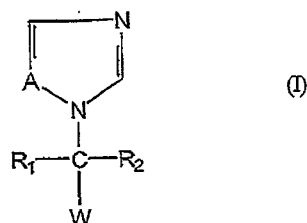
- wherein R<sub>1</sub> is hydrogen, methyl, ethyl, propyl, propenyl, isopropyl, butyl, hexyl, octyl,  
 decyl, cyclopentyl, cyclohexyl, cyclopentylmethyl, cyclohexylmethyl or benzyl, and R<sub>2</sub> is a  
 15 radical from the group methyl, ethyl, propyl, benzyl, phenyl and ethenyl that is substituted  
 by hydroxy, cyano, methoxy, butoxy, phenoxy, amino, pyrrolidinyl, carboxy, lower  
 alkoxy-carbonyl or by carbamoyl; or R<sub>2</sub> is formyl or derivatised formyl that can be obtained  
 by reaction of the formyl group with an amine or amine derivative from the group  
 hydroxylamine, O-methylhydroxylamine, O-ethylhydroxylamine, O-allylhydroxylamine, O-  
 20 benzylhydroxylamine, O-4-nitrobenzoyloxyhydroxylamine, O-2,3,4,5,6-  
 pentafluorobenzoyloxyhydroxylamine, semicarbazide, thiosemicarbazide, ethylamine and  
 aniline; acetyl, propionyl, butyryl, valeryl, caproyl; benzoyl that is unsubstituted or  
 substituted by one or more substituents from the group halogen, C<sub>1</sub>-C<sub>4</sub>-alkyl, methoxy,  
 amino, hydroxy and cyano; carboxy, (methoxy, ethoxy or butoxy)carbonyl, carbamoyl, N-  
 25 isopropylcarbamoyl, N-phenylcarbamoyl or N-pyrrolidylcarbonyl; and salts thereof.

Individual compounds from that group that may be given special mention are:

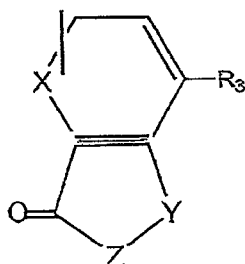
- (1) 4-(1-(1-imidazolyl)-butyl)-benzoic acid methyl ester,  
 (2) 4-(1-(1-imidazolyl)-butyl)-benzoic acid butyl ester,  
 (3) 4-(1-(1-imidazolyl)-butyl)-phenyl-acetonitrile,  
 30 (4) 4-(1-(1-imidazolyl)-butyl)-benzaldehyde,  
 (5) 4-(1-(1-imidazolyl)-butyl)-benzyl alcohol,  
 (6) {4-[1-(1-imidazolyl)-butyl]-phenyl}-2-propyl ketone,  
 (7) 4-[1-(1-imidazolyl)-butyl]-phenyl propyl ketone,  
 (8) 4-[1-(1-imidazolyl)-butyl]-phenyl butyl ketone,

- (9) 4-[1-(1-imidazolyl)-butyl]-phenyl pentyl ketone,  
 (10) 4-[1-(1-imidazolyl)-butyl]-phenyl hexyl ketone.  
 (c) The compounds of formula I as defined in DE-A-4 014 006. These are especially the compounds of formula I

5



wherein A is an N-atom or a CH radical and W is a radical of the formula



10

wherein X is an oxygen or a sulfur atom or a  $-\text{CH}=\text{CH}-$  group and Y is a methylene group, an oxygen or a sulfur atom and Z is a  $-(\text{CH}_2)_n-$  group wherein  $n=1, 2$  or  $3$  and either

- a)  $R_3$  in W is a hydrogen atom and  $R_1$  and  $R_2$ , independently of one another, are each a hydrogen atom, a  $\text{C}_1$  - to  $\text{C}_{10}$  alkyl group or a  $\text{C}_2$  - to  $\text{C}_7$  cycloalkyl group, or  
 b)  $R_2$  is as defined under a) and  $R_1$  together with  $R_3$  forms a  $-(\text{CH}_2)_m-$  group wherein  $m=2, 3$ , or  $4$ , and their pharmaceutically acceptable addition salts with acids.

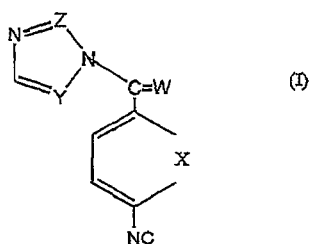
Individual compounds from that group that may be given special mention are:

- (1) 5-[1-(1-imidazolyl)-butyl]-1-indanone,  
 (2) 7-[1-(1-imidazolyl)-butyl]-1-indanone,  
 (3) 6-[1-(1-imidazolyl)-butyl]-1-indanone,  
 (4) 6-(1-imidazolyl)-6,7,8,9-tetrahydro-1H-benz[e]inden-3(2H)-one,  
 (5) 2-[1-(1-imidazolyl)-butyl]-4,5-dihydro-6-oxo-cyclopenta[b]thiophene,  
 (6) 6-[1-(1-imidazolyl)-butyl]-3,4-dihydro-2H-naphthalen-1-one,  
 (7) 2-[1-(1-imidazolyl)-butyl]-6,7-dihydro-5H-benzo[b]thiophen-4-one,

25



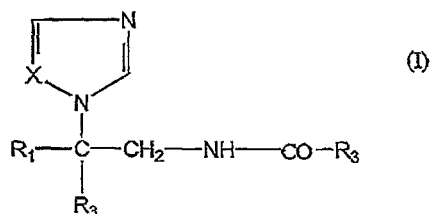
- (8) 6-[1-(1-imidazolyl)-butyl]-2H-benzo[b]furan-3-one,  
 (9) 5-[cyclohexyl-(1-imidazolyl)-methyl]-1-indanone,  
 (10) 2-[1-(1-imidazolyl)-butyl]-4,5-dihydro-8H-benzo[b]thiophen-7-one,  
 (11) 5-[1-(1-imidazolyl)-1-propyl-butyl]-1-indanone,  
 6 (12) 2-[1-(1-imidazolyl)-butyl]-4,5-dihydro-6H-benzo[b]thiophen-7-one,  
 (13) 2-[1-(1-imidazolyl)-butyl]-4,5-dihydro-6-oxo-cyclopenta[b]-thiophene,  
 (14) 5-(1-imidazolylmethyl)-1-indanone,  
 (15) 5-[1-(1,2,4-triazolyl)-methyl]-1-indanone.  
 (p) The compounds of formula I as disclosed in DE-A-3 926 365. These are especially the  
 10 compounds of formula I



- wherein W<sup>1</sup> is a cyclopentylidene, cyclohexylidene, cycloheptylidene or 2-adamantylidene radical, X is the grouping -CH=CH-, an oxygen or a sulfur atom, and Y and Z, independently of one another, are each a methine group (CH) or a nitrogen atom, and their pharmaceutically acceptable addition salts with acids.

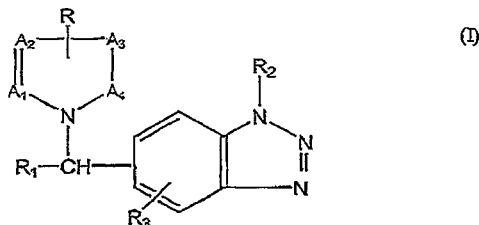
Individual compounds from that group that may be given special mention are:

- (1) 4-[1-cyclohexylidene-1-(imidazolyl)-methyl]-benzonitrile,  
 20 (2) 4-[1-cyclopentylidene-1-(imidazolyl)-methyl]-benzonitrile,  
 (3) 4-[1-cycloheptylidene-1-(imidazolyl)-methyl]-benzonitrile,  
 (4) 4-[2-adamantylidene-1-(imidazolyl)-methyl]-benzonitrile,  
 (5) 4-[1-cyclohexylidene-1-(1,2,4-triazolyl)-methyl]-benzonitrile,  
 (6) 4-[1-cyclopentylidene-1-(1,2,4-triazolyl)-methyl]-benzonitrile,  
 25 (7) 4-[1-cycloheptylidene-1-(1,2,4-triazolyl)-methyl]-benzonitrile,  
 (8) 4-[2-adamantylidene-1-(1,2,4-triazolyl)-methyl]-benzonitrile,  
 (9) 4-[1-cyclohexylidene-1-(1,2,3-triazolyl)-methyl]-benzonitrile,  
 (10) 4-[1-cyclopentylidene-1-(1,2,3-triazolyl)-methyl]-benzonitrile,  
 (11) 5-[cyclohexylidene-1-imidazolylmethyl]-thiophene-2-carbonitrile.  
 30 (q) The compounds of formula I as defined in DE-A-3 740 125. These are especially the  
 compounds of formula I



wherein X is CH or N, R<sub>1</sub> and R<sub>2</sub> are identical or different and are each phenyl or halophenyl, and R<sub>3</sub> is C<sub>1</sub>-C<sub>4</sub> alkyl; C<sub>1</sub>-C<sub>4</sub> alkyl substituted by CN, C<sub>1</sub>-C<sub>4</sub> alkoxy, benzyloxy or by C<sub>1</sub>-C<sub>4</sub> alkoxy-(mono-, di- or tri-)ethyleneoxy; C<sub>1</sub>-C<sub>4</sub> alkoxy, phenyl; phenyl that is substituted by halogen or by cyano; a C<sub>5</sub>-C<sub>7</sub> cycloalkyl group that is optionally condensed by benzene, or is thienyl, pyridyl or 2- or 3-indolyl; and acid addition salts thereof.

- 10 An individual compound from that group that may be given special mention is:  
 (1) 2,2-bis(4-chlorophenyl)-2-(1H-imidazol-1-yl)-1-(4-chlorobenzoyl-amino) ethane.  
 (r) The compounds of formula I as defined in EP-A-293 978. These are especially the compounds of formula I



- 15 pharmaceutically acceptable salts and stereochemically isomeric forms thereof, wherein -A<sub>1</sub>=A<sub>2</sub>-A<sub>3</sub>=A<sub>4</sub>-- is a divalent radical selected from -CH=N-CH=CH-, -CH=N-CH=N- and -CH=N-N=CH-, R is hydrogen or C<sub>1</sub>-C<sub>6</sub> alkyl; R<sub>1</sub> is hydrogen, C<sub>1</sub>-C<sub>10</sub> alkyl, C<sub>3</sub>-C<sub>7</sub> cycloalkyl, Ar<sub>1</sub>, Ar<sub>2</sub>-C<sub>1</sub>-C<sub>6</sub> alkyl, C<sub>2</sub>-C<sub>6</sub> alkenyl or C<sub>2</sub>-C<sub>6</sub> alkynyl; R<sub>2</sub> is hydrogen; C<sub>1</sub>-C<sub>10</sub> alkyl that is unsubstituted or substituted by Ar<sub>1</sub>; C<sub>3</sub>-C<sub>7</sub> cycloalkyl, hydroxy, C<sub>1</sub>-C<sub>6</sub> alkoxy, Ar<sub>1</sub>, C<sub>2</sub>-C<sub>6</sub> alkenyl, C<sub>2</sub>-C<sub>6</sub> alkynyl, C<sub>3</sub>-C<sub>7</sub> cycloalkyl, bicyclo[2.2.1]heptan-2-yl, 2,3-dihydro-1H-indenyl, 1,2,3,4-tetrahydronaphthyl, hydroxy; C<sub>2</sub>-C<sub>6</sub> alkenyloxy that is unsubstituted or substituted by Ar<sub>2</sub>; C<sub>2</sub>-C<sub>6</sub> alkynyloxy; pyrimidyloxy; di(Ar<sub>2</sub>)methoxy, (1-C<sub>1</sub>-C<sub>4</sub> alkyl-4-piperidinyl)oxy, C<sub>1</sub>-C<sub>10</sub> alkoxy; or C<sub>1</sub>-C<sub>10</sub> alkoxy that is  
 20 substituted by halogen, hydroxy, C<sub>1</sub>-C<sub>6</sub> alkyloxy, amino, mono- or di-(C<sub>1</sub>-C<sub>6</sub> alkyl)amino,  
 25 trifluoromethyl, carboxy, C<sub>1</sub>-C<sub>6</sub> alkoxy-carbonyl, Ar.sub.I, Ar<sub>2</sub>-O-, Ar<sub>2</sub>-S-, C<sub>3</sub>-C<sub>7</sub>

cycloalkyl, 2,3-dihydro-1,4-benzodioxinyl, 1H-benzimidazolyl, C<sub>1</sub>-C<sub>4</sub> alkyl-substituted 1H-benzimidazolyl, (1,1'-biphenyl)-4-yl or by 2,3-dihydro-2-oxo-1H-benzimidazolyl; and R<sub>3</sub> is hydrogen, nitro, amino, mono- or di-(C<sub>1</sub>-C<sub>6</sub> alkyl)amino, halogen, C<sub>1</sub>-C<sub>6</sub> alkyl, hydroxy or C<sub>1</sub>-C<sub>6</sub> alkoxy; wherein Ar<sub>1</sub> is phenyl, substituted phenyl, naphthyl, pyridyl, aminopyridyl, imidazolyl, triazolyl, thienyl, halothieryl, furanyl, C<sub>1</sub>-C<sub>3</sub> alkylfuranyl, halofuranyl or thiazolyl; wherein Ar<sub>2</sub> is phenyl, substituted phenyl or pyridyl; and wherein "substituted phenyl" is phenyl that is substituted by up to 3 substituents in each case selected independently of one another from the group consisting of halogen, hydroxy, hydroxymethyl, trifluoromethyl, C<sub>1</sub>-C<sub>6</sub> alkyl, C<sub>1</sub>-C<sub>6</sub> alkoxy, C<sub>1</sub>-C<sub>6</sub> alkoxycarbonyl, carboxy, formyl, hydroxyiminomethyl, cyano, amino, mono- and di-(C<sub>1</sub>-C<sub>6</sub> alkyl)amino and nitro.

Individual compounds from that group that may be given special mention are:

- (1) 6-[(1H-imidazol-1-yl)-phenylmethyl]-1-methyl-1H-benzotriazole,
- (2) 6-[(4-chlorophenyl)(1H-1,2,4-triazol-1-yl)methyl]-1-methyl-1H-benzotriazole.
- 15 (s) The compounds of formula II as defined in EP-A-250 198, especially
  - (1) 2-(4-chlorophenyl)-1,1-di(1,2,4-triazol-1-ylmethyl)ethanol,
  - (2) 2-(4-fluorophenyl)-1,1-di(1,2,4-triazol-1-ylmethyl)ethanol,
  - (3) 2-(2-fluoro-4-trifluoromethylphenyl)-1,1-di(1,2,4-triazol-1-ylmethyl)ethanol,
  - (4) 2-(2,4-dichlorophenyl)-1,1-di(1,2,4-triazol-1-ylmethyl)ethanol,
  - 20 (5) 2-(4-chlorophenyl)-1,1-di(1,2,4-triazol-1-ylmethyl)ethanol,
  - (6) 2-(4-fluorophenyl)-1,1-di(1,2,4-triazol-1-ylmethyl)ethanol.
- (t) The compounds of formula I as defined in EP-A-281 283, especially
  - (1) (1R\*,2R\*)-6-fluoro-2-(4-fluorophenyl)-1,2,3,4-tetrahydro-1-(1H-1,2,4-triazol-1-ylmethyl)naphthalene,
  - 25 (2) (1R\*,2R\*)-6-fluoro-2-(4-fluorophenyl)-1,2,3,4-tetrahydro-1-(1H-imidazolylmethyl)naphthalene,
  - (3) (1R\*,2R\*)- and (1R\*,2S\*)-2-(4-fluorophenyl)-1,2,3,4-tetrahydro-1-(1H-1,2,4-triazol-1-ylmethyl)naphthalene-6-carbonitrile,
  - (4) (1R\*,2R\*)- and (1R\*,2S\*)-2-(4-fluorophenyl)-1,2,3,4-tetrahydro-1-(1H-
  - 30 imidazolylmethyl)naphthalene-6-carbonitrile,
  - (5) (1R\*,2R\*)- and (1R\*,2S\*)-1,2,3,4-tetrahydro-1-(1H-1,2,4-triazol-1-ylmethyl)naphthalene-2,6-dicarbonitrile,
  - (6) (1R\*,2R\*)- and (1R\*,2S\*)-1,2,3,4-tetrahydro-1-(1H-imidazol-1-ylmethyl)naphthalene-2,6-dicarbonitrile,
  - 35 (7) (1R\*,2S\*)-2-(4-fluorophenyl)-1,2,3,4-tetrahydro-1-(5-methyl-1H-imidazolylmethyl)naphthalene-6-carbonitrile.
- (u) The compounds of formula I as defined in EP-A-296 749, especially
  - (1) 2,2'-[5-(1H-1,2,4-triazol-1-ylmethyl)-1,3-phenylene]di(2-methylpropionitrile),

- (2) 2,2'-[5-(imidazol-1-ylmethyl)-1,3-phenylene]di(2-methylpropionitrile),
- (3) 2-[3-(1-hydroxy-1-methylethyl)-5-(5H-1,2,4-triazol-1-ylmethyl)phenyl]-2-methylpropionitrile,
- (4) 2,2'-[5-dideuterio(1H-1,2,4-triazol-1-yl)methyl-1,3-phenylene]di(2-trideuteriomethyl-  
 5 3,3,3-trideuteriopropionitrile),
- (5) 2,2'-[5-dideuterio(1H-1,2,4-triazol-1-yl)methyl-3-phenylene]di(2-methylpropionitrile).
- (v) The compounds of formula I as defined in EP-A-299 683, especially
- (1) (Z)- $\alpha$ -(1,2,4-triazol-1-ylmethyl)stilbene-4,4'-dicarbonitrile,
- (2) (Z)-4'-chloro- $\alpha$ -(1,2,4-triazol-1-ylmethyl)stilbene-4-carbonitrile,
- 10 (3) (Z)- $\alpha$ -(1,2,4-triazol-1-ylmethyl)-4'-(trifluoromethyl)stilbene-4-carbonitrile,
- (4) (E)-beta.-fluoro- $\alpha$ -(1,2,4-triazol-1-ylmethyl)stilbene-4,4'-dicarbonitrile,
- (5) (Z)-4'-fluoro- $\alpha$ -(imidazol-1-ylmethyl)stilbene-4-carbonitrile,
- 15 (6) (Z)-2',4'-dichloro- $\alpha$ -(imidazol-1-ylmethyl)stilbene-4-carbonitrile,
- (7) (Z)-4'-chloro- $\alpha$ -(imidazol-1-ylmethyl)stilbene-4-carbonitrile,
- (8) (Z)- $\alpha$ -(imidazol-1-ylmethyl)stilbene-4,4'-dicarbonitrile,
- (9) (Z)- $\alpha$ -(5-methylimidazol-1-ylmethyl)stilbene-4,4'-dicarbonitrile,
- (10) (Z)-2-[2-(4-cyanophenyl)-3-(1,2,4-triazol-1-yl)propenyl]pyridine-5-carbonitrile.
- 20 (w) The compounds of formula I as defined in EP-A-299 684, especially
- (1) 2-(4-chlorobenzyl)-2-fluoro-1,3-di(1,2,4-triazol-1-yl)propane,
- (2) 2-fluoro-2-(2-fluoro-4-chlorobenzyl)-1,3-di(1,2,4-triazol-1-yl)propane,
- (3) 2-fluoro-2-(2-fluoro-4-trifluoromethylbenzyl)-1,3-di(1,2,4-triazol-1-yl)propane,
- (4) 3-(4-chlorophenyl)-1-(1,2,4-triazol-1-yl)-2-(1,2,4-triazol-1-ylmethyl)butan-2-ol,
- 25 (5) 2-(4-chloro- $\alpha$ -fluorobenzyl)-1,3-di(1,2,4-triazol-1-yl)propan-2-ol,
- (6) 2-(4-chlorobenzyl)-1,3-bis(1,2,4-triazol-1-yl)propane,
- (7) 4-[2-(4-chlorophenyl)-1,3-di(1,2,4-triazol-1-ylmethyl)ethoxymethyl]benzonitrile,
- (8) 1-(4-fluorobenzyl)-2-(2-fluoro-4-trifluoromethylphenyl)-1,3-di(1,2,4-triazol-1-yl)propan-  
 2-ol,
- 30 (9) 2-(4-chlorophenyl)-1-(4-fluorophenoxy)-1,3-di(1,2,4-triazol-1-yl)propan-2-ol,
- (10) 1-(4-cyanobenzyl)-2-(2,4-difluorophenyl)-1,3-di(1,2,4-triazol-1-yl)propan-2-ol,
- (11) 2-(4-chlorophenyl)-1-phenyl-1,3-di(1,2,4-triazol-1-yl)propan-2-ol.
- (x) The compounds as defined in claim 1 of EP-A-316 097, especially
- (1) 1,1-dimethyl-8-(1H-1,2,4-triazol-1-ylmethyl)-2(1H)-naphtho[2,1-b]furanone,
- 35 (2) 1,2-dihydro-1,1-dimethyl-2-oxo-8-(1H-1,2,4-triazol-1-ylmethyl)naphtho[2,1-b]-furan-7-carbonitrile,
- (3) 1,2-dihydro-1,1-dimethyl-2-oxo-8-(1H-1,2,4-triazol-1-ylmethyl)naphtho[2,1-b]-furan-7-carboxamide,

(4) 1,2-dihydro-1,1-dimethyl-2-oxo-8-[di(1H-1,2,4-triazol-1-yl)methyl]naphtho[2,1-b]furan-7-carbonitrile.

(y) The compounds of formula I as defined in EP-A-354 689, especially

(1) 4-[2-(4-cyanophenyl)-3-(1,2,4-triazol-1-yl)propyl]benzotrile,

5 (2) 4-[1-(4-chlorobenzyl)-2-(1,2,4-triazol-1-yl)ethyl]benzotrile,

(3) 4-[2-(1,2,4-triazol-1-yl)-1-(4-trifluoromethylbenzyl)ethyl]benzotrile,

(4) 4-[2-(1,2,4-triazol-1-yl)-1-(4-trifluoromethoxybenzyl)ethyl]benzotrile .

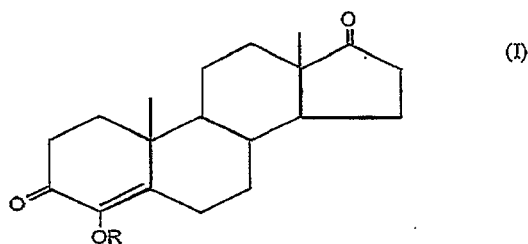
(z) The compounds of formula (1) as defined in EP-A-354 683, especially

(1) 6-[2-(4-cyanophenyl)-3-(1,2,4-triazol-1-yl)-propyl]nicotinitrile,

10 (2) 4-[1-(1,2,4-triazol-1-yl-methyl)-2-(5-[trifluoromethyl]pyrid-2-yl)ethyl]benzotrile.

Examples of steroidal aromatase inhibitors that may be mentioned are:

(aa) The compounds of formula I as defined in EP-A-181 287. These are especially the compounds of formula I



wherein R is hydrogen, acetyl, heptanoyl or benzoyl. An individual compound from that group that may be given special mention is:

(1) 4-hydroxy-4-androstene-3,17-dione.

20 (ab) The compounds as defined in the claims of U.S. Pat. No. 4,322,416, especially 10-(2-propynyl)-oestr-4-ene-3,17-dione.

(ac) The compounds as defined in the claims of DE-A-3 622 841, especially 6-methyleneandrosta-1,4-diene-3,17-dione.

25 (ad) The compounds as defined in the claims of GB-A-2 17 1100, especially 4-aminoandrosta-1,4,6-triene-3,17-dione.

Also: (ae) androsta-1,4,6-triene-3,17-dione.

The content of the patent applications mentioned under (a) to (z) and (aa) to (ad), especially the subgroups of compounds disclosed therein and the individual compounds disclosed therein as examples, have been incorporated by reference into the disclosure  
30 of the present application.

The general terms used hereinbefore and hereinafter to define the compounds have the following meanings:

Organic radicals designated by the term "lower" contain up to and including 7, preferably up to and including 4, carbon atoms.

Acyl is especially lower alkanoyl.

5 Aryl is, for example, phenyl or 1- or 2-naphthyl, each of which is unsubstituted or substituted by lower alkyl, hydroxy, lower alkoxy, lower alkanoyloxy, amino, lower alkylamino, di-lower alkylamino, lower alkanoylamino or by halogen.

Pharmaceutically acceptable salts of the above-mentioned compounds are, for example, pharmaceutically acceptable acid addition salts or pharmaceutically acceptable metal or ammonium salts.

10 Pharmaceutically acceptable acid addition salts are especially those with suitable inorganic or organic acids, for example strong mineral acids, such as hydrochloric acid, sulfuric acid or phosphoric acid, or organic acids, especially aliphatic or aromatic carboxylic or sulfonic acids, for example formic, acetic, propionic, succinic, glycolic, lactic, hydroxysuccinic, tartaric, citric, maleic, fumaric, hydroxymaleic, pyruvic, phenylacetic, benzoic, 4-aminobenzoic, anthranilic, 4-hydroxybenzoic, salicylic, 4-aminosalicylic, 15 pantoic, gluconic, nicotinic, methanesulfonic, ethanesulfonic, halobenzenesulfonic, p-toluenesulfonic, naphthalenesulfonic, sulfanilic or cyclohexylsulfamic acid; or with other acidic organic substances, for example ascorbic acid. Pharmaceutically acceptable salts may also be formed, for example, with amino acids, such as arginine or lysine.

20 Compounds containing acid groups, for example a free carboxy or sulfo group, can also form pharmaceutically acceptable metal or ammonium salts, such as alkali metal or alkaline earth metal salts, for example sodium, potassium, magnesium or calcium salts, also ammonium salts derived from ammonia or suitable organic amines. They come into consideration especially aliphatic, cycloaliphatic, cycloaliphatic-aliphatic or araliphatic primary, secondary or tertiary mono-, di- or poly-amines, such as lower alkylamines, for 25 example di- or tri-ethylamine, hydroxy-lower alkylamines, for example 2-hydroxyethylamine, bis(2-hydroxyethyl)amine or tris(2-hydroxyethyl)amine, basic aliphatic esters or carboxylic acids, for example 4-aminobenzoic acid 2-diethylaminoethyl ester, lower alkyleneamines, for example 1-ethylpiperidine, cycloalkylamines, for example dicyclohexylamine, benzylamines, for example N,N'-dibenzylethylenediamine; also 30 heterocyclic bases, for example of the pyridine type, for example pyridine, collidine or quinoline. If several acidic or basic groups are present, mono- or poly-salts can be formed. Compounds according to the invention having an acidic and a basic group may also be in the form of internal salts, i.e. in the form of zwitterions and another part of the 35 molecule in the form of a normal salt.

In the case of the above-mentioned individual compounds the pharmaceutically acceptable salts are included in each case insofar as the individual compound is capable of salt formation.

The compounds listed, including the individual compounds mentioned, both in free form and in salt form, may also be in the form of hydrates, or their crystals may include, for example, the solvent used for crystallisation. The present invention relates also to all those forms.

5 Many of the above-mentioned compounds, including the individual compounds mentioned, contain at least one asymmetric carbon atom. They can therefore occur in the form of R- or S-enantiomers and as enantiomeric mixtures thereof, for example in the form of a racemate. The present invention relates to the use of all those forms and to the use of all further isomers, and of mixtures of at least 2 isomers, for example mixtures of  
10 diastereoisomers or enantiomers which can occur when there are one or more further asymmetric centres in the molecule. Also included are, for example, all geometric isomers, for example cis- and trans-isomers, that can occur when the compounds contain one or more double bonds.

#### Pharmaceutical Formulations

15 The pharmaceutical compositions that can be prepared according to the invention are compositions for enteral, such as peroral or rectal administration, also for transdermal or sublingual administration, and for parenteral, for example intravenous, subcutaneous and intramuscular, administration. Suitable unit dose forms, especially for peroral and/or sublingual administration, for example dragees, tablets or capsules, comprise preferably  
20 from approximately 0.01 mg to approximately 20 mg, especially from approximately 0.1 mg to approximately 10 mg, of one of the above-mentioned compounds or of a pharmaceutically acceptable salt thereof, together with pharmaceutically acceptable carriers. The preferred form of administration is oral. The proportion of active ingredient in such pharmaceutical compositions is generally from approximately 0.001% to  
25 approximately 60%, preferably from approximately 0.1% to approximately 20%.

Suitable excipients for pharmaceutical compositions for oral administration are especially fillers, such as sugars, for example lactose, saccharose, mannitol or sorbitol, cellulose preparations and/or calcium phosphates, for example tricalcium phosphate or calcium hydrogen phosphate, and binders, such as starches, for example corn, wheat,  
30 rice or potato starch, gelatin, tragacanth, methylcellulose and/or hydroxypropylcellulose, disintegrators, such as the above-mentioned starches, also carboxymethyl starch, cross-linked polyvinylpyrrolidone, agar, alginic acid or a salt thereof, such as sodium alginate, and/or cellulose, for example in the form of crystals, especially in the form of microcrystals, and/or flow regulators and lubricants, for example silicic acid, talc, stearic  
35 acid or salts thereof, such as magnesium or calcium stearate, cellulose and/or polyethylene glycol.

Dragee cores can be provided with suitable, optionally enteric, coatings, there being used inter alia concentrated sugar solutions which may comprise gum arabic, talc,

polyvinylpyrrolidone, polyethylene glycol and/or titanium dioxide, or coating solutions in suitable solvents or solvent mixtures, or, for the preparation of enteric coatings, solutions of suitable cellulose preparations, such as acetylcellulose phthalate or hydroxypropylmethylcellulose phthalate.

5 Other orally administrable pharmaceutical compositions are dry-filled capsules consisting of gelatin, and also soft sealed capsules consisting of gelatin and a plasticiser, such as glycerol or sorbitol. The dry-filled capsules may contain the active ingredient in the form of granules, for example in admixture with fillers, such as lactose, binders, such as starches, and/or glidants, such as talc or magnesium stearate, and, if desired,  
10 stabilisers. In soft capsules, the active ingredient is preferably dissolved or suspended in suitable oily excipients, such as fatty oils, paraffin oil or liquid polyethylene glycols, to which stabilisers and/or anti-bacterial agents may also be added. There may also be used capsules that are easily bitten through, in order to achieve by means of the sublingual ingestion of the active ingredient that takes place as rapid an action as possible.

15 Suitable rectally or transvaginally administrable pharmaceutical compositions are, for example, suppositories that consist of a combination of the active ingredient with a suppository base. Suitable suppository bases are, for example, natural or synthetic triglycerides, paraffin hydrocarbons, polyethylene glycols or higher alkanols. There may also be used gelatin rectal capsules, which contain a combination of the active ingredient  
20 with a base material. Suitable base materials are, for example, liquid triglycerides, polyethylene glycols or paraffin hydrocarbons.

Suitable formulations for transdermal administration comprise the active ingredient together with a carrier. Advantageous carriers include absorbable pharmacologically acceptable solvents that serve to facilitate the passage through the skin of the host.

25 Transdermal systems are usually in the form of a bandage that comprises a support, a supply container containing the active ingredient, if necessary together with carriers, optionally a separating device that releases the active ingredient onto the skin of the host at a controlled and established rate over a relatively long period of time, and means for securing the system to the skin.

30 Suitable for parenteral administration are especially aqueous solutions of an active ingredient in water-soluble form, for example in the form of a water-soluble salt, and also suspensions of active ingredient, such as corresponding oily injection suspensions, there being used suitable lipophilic solvents or vehicles, such as fatty oils, for example sesame oil, or synthetic fatty acid esters, for example ethyl oleate, or triglycerides, or aqueous  
35 injection suspensions that comprise viscosity-increasing substances, for example sodium carboxymethylcellulose, sorbitol and/or dextran, and, optionally, stabilisers.



Dyes or pigments may be added to the pharmaceutical compositions, especially to the tablets or dragee coatings, for example for identification purposes or to indicate different doses of active ingredient.

5 The pharmaceutical compositions of the present invention can be prepared in a manner known per se, for example by means of conventional mixing, granulating, confectioning, dissolving or lyophilising processes. For example, pharmaceutical compositions for oral administration can be obtained by combining the active ingredient with solid carriers, optionally granulating a resulting mixture, and processing the mixture or granules, if desired or necessary after the addition of suitable excipients, to form  
10 tablets or dragee cores.

#### EXAMPLES

The invention that is claimed is described in detail in the following Examples, which are intended merely to illustrate the invention, and in no way to represent a limitation thereof.

#### 15 Example 1

This was a prospective controlled study that included a study group, the patients of which received letrozole (2.5 mg/day from (day 3 to 7 of the menstrual cycle) in addition to FSH and a control group that received FSH only. The study group included 12 unexplained infertility patients. The control group consisted of 55 unexplained infertility  
20 patients. All patients received recombinant or highly purified FSH (50-150 IU/day starting on day 3 to 7 until day of hCG (10,000 IU) that was given when 2 leading follicles were >2 cm). The FSH regimen was based on the patient's clinical profile. Patients were not randomized. All patients had intrauterine insemination. There was no statistically significant difference between the study and control groups as regards age, weight, infertility duration, number of prior insemination cycles, semen parameters or type of FSH.  
25

The FSH needed was statistically significantly lower when letrozole was used in both study group compared with the control group. However, there was no significant difference, in number of follicles >1.8 cm., endometrial thickness, LH level or day of hCG administration. Estradiol level in letrozole/FSH cycles was in the normal physiological  
30 range, which was unexpected as higher levels are normally associated with increased follicle production. Pregnancy rate in the study group was 25% versus 18% in the control group. This is indicative of a positive trend in this rate. The study contained too few patients and cycles for the results to be considered to be statistically significant.

Treatment	Letrozole + FSH	FSH only	P value
Pregnancy rate	25%	18%	NS
Total FSH dose/cycle (IU)	585	1320	<0.05
Day of hCG administration	12	12	NS
Endometrial thickness (on hCG day)	11.5	12.1	NS
Follicle (>1.8cm) on hCG day	3.4	3.2	NS
Estradiol on hCG day (pmol/L)	2130	3140	<0.05
Estradiol/mature follicle (pmol/L)	626	969	<0.05
LH on hCG day (IU/L)	16.3	18.3	NS

NS=not significant

#### Example 2

Fifteen patients who either failed to ovulate (6 cycles) or ovulated with an endometrial thickness <5 mm (24 cycles) in response to CC and who did not conceive were given letrozole orally, at least two months after the last CC cycle, in a dose of 2.5 to 5mg/day, from day 3 to 7 or 5 to 9 of the menstrual cycle. HCG 10,000 IU was given to trigger ovulation. CC was given in a dose of 50-100 mg on days 3-7 or 5-9.

Fifteen patients completed 17 letrozole cycles. Ovulation occurred in 13 cycles (77%) and pregnancy in 5 out of 15 patients (33%). The following table shows summary of CC and letrozole cycles.

Treatment	Mean			Range		Median	
	Letrozole	CC	P	Letrozole	CC	Letrozole	CC
Day of hCG administration	14.5	12.6	S	11-18	11-16	15	12
Number of Days from last letrozole tablet to hCG day	6.7	4.4	S	2-9	2-7	7	4
Endometrial Thickness (Cm.)	0.8	0.5	S	0.6-1.1	0.4-0.8	0.8	0.4
Follicles > 1.5 Cm on day of hCG administration	2.4	1.9	NS	1-3	1-5	2	2
Estradiol (pmol/L) on day of hCG administration	1016	2145	S	107-2347	362-5210	901	1668
Estradiol per mature follicle (pmol/L)	392	1278	S	107-837	177-2404	289	1486
LH on day of hCG administration (IU/L)	16	16	NS	3.1-66	3-66	8.2	8

P value (<0.005 = significant) S = Significant NS = Not Significant

These results illustrate the improvement letrozole offers over CC in relation to endometrial thickness and reduced estradiol levels. The results suggest improved pregnancy levels.

5 **Example 3**

This example demonstrates the effect of letrozole alone in a single dose form of administration. The estradiol levels in 9 treatment cycles in 7 infertile patients (3 with PCOS and 4 with unexplained infertility) undergoing ovarian stimulation and cycle monitoring for IUI who received a single 20 mg dose of letrozole on day 3 of the cycle.

10 Follicle development was monitored by transvaginal ultrasound and by serum levels of estradiol and LH. Pregnancy was achieved in one patient. The mean estradiol level on the day of hCG was 831 pmol/L and the mean estradiol level per mature follicle was 390 pmol/L, almost exactly the same as seen with a 5-day daily dose of letrozole illustrated in the previous example.

	Letrozole single-dose cycles
Day of hCG administration	12.9 (2.9)
Endometrial thickness on hCG day (cm)	0.9 (0.11)
Follicles>1.5cm	2.29 (1.3)
Estradiol on hCG day (pmol/L)	831 (359)
Estradiol/mature follicle (pmol/L)	390 (74)
LH (IU/L)	19.1 (12.7)

15

While the invention has been described with particular reference to certain embodiments thereof, it will be understood that changes and modifications may be made by those of ordinary skill in the art within the scope and spirit of the following claims.

20 In the claims, the word "comprising" means "including the following elements (in the body), but not excluding others"; the phrase "consisting of" means "excluding more than traces of other than the recited ingredients"; and the phrase "consisting essentially of" means "excluding unspecified ingredients which materially affect the basic characteristics of the composition".

## REFERENCES

- <sup>1</sup> Hadl, F.H., Chantler, E., Anderson, E. et al. (1994) Ovulation induction and endometrial steroid receptors. *Hum. Reprod.*, 9, 2405-2410.
- <sup>2</sup> Paulson, R.J., Sauer, M.V. and Lobo, R.A. (1990) Factors affecting embryo implantation after human in vitro fertilization: a hypothesis. *Am. J. Obstet. Gynecol.*, 163, 2020-2023; Simón, C., Cano, F., Valbueña, D. et al. (1995) Clinical evidence for a detrimental effect on uterine receptivity of high serum oestradiol concentrations in high and normal responder patients. *Hum. Reprod.*, 10, 2432-2437; Ng, E.H.Y., Yeung, W.S.B., Lau, E.Y. and Ho, P.C. (2000) High serum oestradiol concentration in fresh IVF cycles do not impair implantation and pregnancy rates in subsequent frozen-thawed embryo transfer cycles. *Hum. Reprod.*, 15, 250-255.
- <sup>3</sup> Ng, Yeung, Lau and Ho, High serum oestradiol concentration in fresh IVF cycles do not impair implantation and pregnancy rates in subsequent frozen-thawed embryo transfer cycles, p. 15, 250-255.
- <sup>4</sup> Ghazala Sikandar Basir GS, Wai-sum O, Ng EH and Ho PC. Morphometric analysis of peri-implantation endometrium in patients having excessively high oestradiol concentrations after ovarian stimulation. *Hum Reprod*, 2001;16(3): 435-40; Forman, R., Fries, N., Testart, J. et al. (1988) Evidence for an adverse effect of elevated serum estradiol concentration on embryo implantation. *Fertil. Steril.*, 49, 118-112.
- <sup>5</sup> Garcia, J.E., Acosta, A.A., Hsiu, J.G. and Jones, H.W.J. (1984) Advanced endometrial maturation after ovulation induction with human menopausal gonadotropin/human chorionic gonadotropin for in vitro fertilization. *Fertil. Steril.*, 41, 31-35; Graf, M.J., Reyniak, J.V., Battie, M.P. and Laufer, N. (1988) Histologic evaluation of the luteal phase in women following follicle aspiration for oocyte retrieval. *Fertil. Steril.*, 49, 616-619.
- <sup>6</sup> Sterzik, K., Dallenbach, C., Schneider, V. et al. (1988) In vitro fertilization: the degree of endometrial insufficiency varies with the type of ovarian stimulation. *Fertil. Steril.*, 50, 457-462; Seif, M.W., Pearson, J.M., Ibrahim, Z.H. et al. (1992) Endometrium in in-vitro fertilization cycles: morphological and functional differentiation in the implantation phase. *Hum. Reprod.*, 7, 6-11.

<sup>7</sup> Kolb, B.A., Najmabadi, S. and Paulson, R.J. (1997) Ultrastructural characteristics of the luteal phase endometrium in patients undergoing controlled ovarian stimulation. *Fertil. Steril.*, 67, 625–630.

<sup>8</sup> Macrow, P.J., Li, T.C., Seif, M.W. et al. (1994) Endometrial structure after superovulation: a prospective controlled study. *Fertil. Steril.*, 61, 696–699.

<sup>9</sup> Noci, I., Borri, P., Coccia, M.E. et al. (1997) Hormonal patterns, steroid receptors and morphological pictures of endometrium in hyperstimulated IVF cycles. *Eur. J. Obstet. Gynecol. Reprod. Biol.*, 75, 215–220.

<sup>10</sup> Forman, Fries and Testart, Evidence for an adverse effect of elevated serum estradiol concentration on embryo implantation, p. 49, 118–112.

<sup>11</sup> Geeta Nargund, John Waterstone, J.Martin Bland, Zoe Philips, John Parsons, and Stuart Campbell Cumulative conception and live birth rates in natural (unstimulated) IVF cycles *Hum. Reprod.* 2001 16: 259-262.

<sup>12</sup> Simón, C., García, V.J., Valbuena, D. et al. (1998) Increasing uterine receptivity by decreasing estradiol levels during the preimplantation period in high responders with the use of a follicle-stimulating hormone step-down regimen. *Fertil. Steril.*, 70, 234–239.

<sup>13</sup> Tortorello DV, McGovern PG, Colon JM, Skurnick JH, Lipetz K, Santoro N. "Coasting" does not adversely affect cycle outcome in a subset of highly responsive in vitro fertilization patients. *Fertil Steril.* 1998 Mar;69(3):454-60.

CLAIMS:

1. A method for improving the implantation and pregnancy rates for a female undergoing assisted reproduction treatment, which comprises administering to such a female one or more daily doses of an aromatase inhibitor (AI) during assisted reproduction cycles or ovarian stimulation cycles, wherein the doses of AI are selected from amounts effective to reduce serum estradiol levels.
2. A method of increasing the production of follicles below the size of dominant follicles for the purpose of harvesting immature eggs for oocyte maturation *in vitro* by administration of one or more daily doses of at least one aromatase inhibitor to a female early in one or more menstrual cycles, wherein the doses of AI are selected from amounts effective to reduce serum estradiol levels.
3. A method as claimed in Claim 2, wherein a combination of one or more daily doses of at least one aromatase inhibitor (AI) is administered with a plurality of daily doses of follicle stimulating hormone (FSH).
4. A method as claimed in Claim 1, 2 or 3, wherein a total of 1 to 10 daily doses of the aromatase inhibitor is administered.
5. A method as claimed in Claim 1, 2 or 3, wherein the aromatase inhibitor is selected from aromatase inhibitors having a half-life of about 8 hours to about 4 days.
6. A method as claimed in Claim 1, 2 or 3, wherein the aromatase inhibitor is selected from aromatase inhibitors having a half-life of about 2 days.
7. A method as claimed in Claim 1, 2 or 3, wherein the aromatase inhibitor is selected from non-steroidal and reversible aromatase inhibitors.
8. A method as claimed in Claim 1, 2 or 3, wherein the aromatase inhibitor is administered orally.
9. A method as claimed in Claim 1, 2 or 3, wherein the aromatase inhibitor is letrozole and is administered in a daily dose of from about 2.5 mg to about 10 mg.
10. A method as claimed in Claim 1, 2 or 3, wherein the aromatase inhibitor is anastrozole and is administered in a daily dose of from about 1 mg to about 4 mg.
11. A method as claimed in Claim 1, 2 or 3, wherein the aromatase inhibitor is vorozole and is administered in a daily dose of from about 2 mg to about 8 mg.
12. A method as claimed in Claim 1, 2 or 3, wherein the aromatase inhibitor is exemestane and is administered in a daily dose of from about 25 to about 50 mg.
13. A method as claimed in Claim 1, 2 or 3, wherein the aromatase inhibitor is administered in a single dose selected from amounts in the range of from about 5 mg to about 500 mg.
14. A method as claimed in Claim 13, wherein FSH is administered in amounts ranging from about 25 to about 600 units or an equivalent dosage in another form of administration.

15. A method as claimed in Claim 13 or 14, wherein daily doses AI and FSH are administered simultaneously or consecutively or consecutively with a gap or with some overlap.
16. A method as claimed in Claim 1, 2 or 3, wherein the aromatase inhibitor is administered in a single dose selected from amounts comprising 10 mg, 20 mg, 25 mg or 30 mg.
17. A method as claimed in Claim 1, 2 or 3, wherein the AI is administered on any of days 1 to 5 of the menstrual cycle.
18. A method as claimed in Claim 1, wherein the amount of aromatase inhibitor is selected from amounts that lower estrogen levels to post-menopausal levels in a female.
19. A method as claimed in Claim 1, wherein the amount of aromatase inhibitor is selected from amounts that lower estrogen levels to about 100 pmol/L or less as measured by standard immunoassay techniques
20. A method as claimed in Claim 1, wherein the amount of AI administered is selected from amounts that reduce the concentration of serum estradiol levels to about normal physiologic pre-implantation levels in a female.
21. A method as claimed in Claim 20, wherein the concentration of serum estradiol levels is less than about 10,000 pmol/L.
22. A method as claimed in Claim 20, wherein the concentration of serum estradiol levels ranges from about 300 to about 5000 pmol/L.
23. A pharmaceutical preparation for improving the implantation and pregnancy rates for females undergoing assisted reproduction treatment, which comprises one or more daily doses of an aromatase inhibitor (AI) in amounts effective to reduce serum estradiol levels together with a pharmaceutical carrier.
24. A pharmaceutical preparation for increasing the production of follicles below the size of dominant follicles for the purpose of harvesting immature eggs for oocyte maturation *in vitro* which comprises one or more daily doses of at least one aromatase inhibitor in amounts effective to reduce serum estradiol levels together with a pharmaceutical carrier.
25. A pharmaceutical preparation as claimed in Claim 24, wherein there is present a combination of one or more daily doses of at least one aromatase inhibitor (AI) with a plurality of daily doses of follicle stimulating hormone (FSH), each dose including a pharmaceutical carrier.
26. The use of one or more daily doses of an aromatase inhibitor (AI) in amounts effective to reduce serum estradiol levels for improving the implantation and pregnancy rates for females undergoing assisted reproduction treatment.

27. The use of one or more daily doses of at least one aromatase inhibitor in amounts effective to reduce serum estradiol levels for increasing the production of follicles below the size of dominant follicles for the purpose of harvesting immature eggs for oocyte maturation *in vitro*.

28. The use as claimed in Claim 27, wherein there is present a combination of one or more daily doses of at least one aromatase inhibitor (Ai) with a plurality of daily doses of follicle stimulating hormone (FSH).

11/13/2013 10:10:13 AM



**ABSTRACT**

A method for improving the implantation and pregnancy rates for a female undergoing assisted reproduction treatment, which comprises administering to such a female one or more daily doses of an aromatase inhibitor (AI) during assisted reproduction cycles or ovarian stimulation cycles, wherein the doses of AI are selected from amounts effective to reduce serum estradiol levels. A method of increasing the production of follicles below the size of dominant follicles for the purpose of harvesting immature eggs for oocyte maturation *in vitro* by administration of one or more daily doses of at least one aromatase inhibitor to a female early in one or more menstrual cycles, wherein the doses of AI are selected from amounts effective to reduce serum estradiol levels. Also disclosed are related pharmaceutical preparations and uses.

10  
5  
10